

ภาคผนวกที่ 5

เอกสารการสอบเทียบเครื่องมือ

- เอกสาร 5-1 เอกสารสอบเทียบเครื่องมือตรวจวิเคราะห์คุณภาพอากาศ
เอกสาร 5-2 เอกสารสอบเทียบเครื่องมือตรวจวิเคราะห์ระดับเสียง
เอกสาร 5-3 เอกสารสอบเทียบเครื่องมือตรวจวิเคราะห์คุณภาพน้ำ

ตารางสรุปรายการเอกสารการสอบเทียบเครื่องมือตรวจวัดคุณภาพสิ่งแวดล้อม

รายการตรวจวัด	เครื่องมือเก็บตัวอย่าง	เครื่องมือตรวจวิเคราะห์
	ชื่อเครื่องมือ	ชื่อเครื่องมือ
คุณภาพอากาศ		
- TSP	- High Volume Air Sampler No. B05, B15	- Electronic Balance
- PM ₁₀	- High Volume PM ₁₀ Air Sampler No. B25, B32	- Electronic Balance
- SO ₂	- Gas Sample box. No. B13, B14, B15, B16 - Rotameter No. L-B1	- Spectrophotometer
- THC	- Personal Pump SKC No. B13, B20 - Rotameter No. L-B1	- THC Analyzer No. B01
- CO	- CO Analyzer No. B02, B07, B08, B09, B11	- CO Analyzer No. B02, B07, B08, B09, B11
- NO ₂	- NO ₂ Analyzer No. B05, B07, B09, B22	- NO ₂ Analyzer No. B05, B07, B09, B22
ระดับเสียง		
- Leq 24 hr	- Acoustic Calibrator	-
- Lmax	- Sound Level Meter	-
- เสียงรบกวน	No. ACO-B05, B14, B24, B31, NL21-B19	
คุณภาพน้ำ		
- pH	-	- pH Meter
- BOD ₅	-	- BOD Analyzer
- TSS	-	- Electronic Balance
- TDS	-	- Electronic Balance
- Settleable Solids	-	- Electronic Balance
- TKN	-	- Electronic Balance
- Sulfide	-	- Electronic Balance
- Grease & Oil	-	- Electronic Balance
- TCB	-	- Incubator
- FCB	-	- Water Bath

เอกสาร 5-1

เอกสารสอบเทียบเครื่องมือตรวจวิเคราะห์คุณภาพอากาศ



บริษัท เอส.พี.เอส. คอนซัลติ้ง เซอร์วิส จำกัด
S.P.S. CONSULTING SERVICE CO., LTD.
7 ซอยพหลโยธิน 24 ถนนพหลโยธิน แขวงจอมพล เขตจตุจักร กรุงเทพฯ 10900
7 Soi Phaholyothin 24, Phaholyothin Rd., Jompol, Chatuchak, Bangkok 10900
Tel : (662) 939-4370-72, Fax : (662) 513-4221, E-mail : sale@spscon.com., www.spscon.com

High Volume Air Sampler Calibration Report

Calibration Method : Multipoint Orifice Flow Transfer Standard


Model : TE 5025A

S/N : 3095


Calibration Data

High Volume Air Sampler Data		Calibration Data		
Recorder No.	Blower No.	Date	Actual Flowrate (ft ³ /min)	R ²
B35	B35	02/05/2022	$y = 1.345x - 12.323$	0.999
B36	B36	03/05/2022	$y = 1.154x - 4.565$	0.999
B37	B37	04/05/2022	$y = 1.139x - 2.122$	0.996
B38	B38	06/05/2022	$y = 1.126x - 2.401$	0.999
B39	B39	02/05/2022	$y = 1.188x - 5.455$	0.998
B40	B40	06/05/2022	$y = 1.156x - 3.823$	0.995
B41	B41	06/05/2022	$y = 1.187x - 6.052$	0.997
B42	B42	04/05/2022	$y = 1.063x + 0.537$	0.998
B43	B43	04/05/2022	$y = 1.258x - 9.645$	0.998
B44	B44	03/05/2022	$y = 1.252x - 9.964$	0.999
R01	R01	02/05/2022	$y = 1.220x - 6.992$	0.999
R02	R02	10/05/2022	$y = 1.121x - 3.616$	0.997
R03	R03	02/05/2022	$y = 1.161x - 5.046$	0.999
R04	R04	06/05/2022	$y = 1.115x - 1.773$	0.999
R05	R05	06/05/2022	$y = 1.217x - 7.663$	0.998
R06	R06	04/05/2022	$y = 1.245x - 8.155$	0.996
R07	R07	06/05/2022	$y = 1.042x + 1.155$	0.995
R08	R08	04/05/2022	$y = 1.220x - 6.674$	0.998
R09	R09	04/05/2022	$y = 1.192x - 5.710$	0.997
R10	R10	10/05/2022	$y = 1.209x - 6.199$	0.999
R11	R11	02/05/2022	$y = 1.101x - 2.414$	0.999
R12	R12	10/05/2022	$y = 1.209x - 6.618$	0.995
R13	R13	10/05/2022	$y = 1.158x - 3.923$	0.999
R14	R14	06/05/2022	$y = 1.128x - 2.065$	0.999
R15	R15	04/05/2022	$y = 1.014x + 2.496$	0.998
R16	R16	04/05/2022	$y = 1.159x - 5.442$	0.997
R17	R17	10/05/2022	$y = 1.203x - 5.717$	0.999
R18	R18	02/05/2022	$y = 1.325x - 12.252$	0.997
R19	R19	03/05/2022	$y = 1.246x - 7.147$	0.998
R20	R20	04/05/2022	$y = 1.230x - 7.354$	0.999

Calibrated by :



Approved by :





บริษัท เอส.พี.เอส. คอนซัลติ้ง เซอร์วิส จำกัด

S.P.S. CONSULTING SERVICE CO., LTD.

7 ซอยพหลโยธิน 24 ถนนพหลโยธิน แขวงจอมพล เขตจตุจักร กรุงเทพฯ 10900

7 Soi Phaholyothin 24, Phaholyothin Rd., Jompol, Chatuchak, Bangkok 10900

Tel : (662) 939-4370-72, Fax : (662) 513-4221, E-mail : sale@spscon.com., www.spscon.com

High Volume Air Sampler Calibration Report

Calibration Method : Multipoint Orifice Flow Transfer Standard

Model : TE 5025A

S/N : 3611

Calibration Data

High Volume Air Sampler Data		Calibration Data		
Recorder No.	Blower No.	Date	Actual Flowrate (ft ³ /min)	R ²
B01	B01	01/08/2022	$y = 1.310x - 7.517$	0.998
B02	B02	01/08/2022	$y = 1.098x + 2.659$	0.997
B03	B03	01/08/2022	$y = 1.089x + 0.857$	0.998
B04	B04	01/08/2022	$y = 1.206x - 3.858$	0.995
B05	B05	01/08/2022	$y = 1.285x - 7.595$	0.997
B06	B06	01/08/2022	$y = 1.287x - 6.981$	0.998
B07	B07	01/08/2022	$y = 1.197x - 4.681$	0.998
B08	B08	01/08/2022	$y = 1.224x - 5.592$	0.999
B09	B09	01/08/2022	$y = 1.275x - 6.394$	0.997
B10	B10	01/08/2022	$y = 1.121x + 1.091$	0.995
B11	B11	04/08/2022	$y = 1.165x - 2.766$	0.998
B12	B12	04/08/2022	$y = 1.230x - 4.896$	0.998
B13	B13	01/08/2022	$y = 1.249x - 6.430$	0.996
B14	B14	02/08/2022	$y = 1.232x - 4.320$	0.996
B15	B15	02/08/2022	$y = 1.134x - 0.926$	0.997
B16	B16	02/08/2022	$y = 1.261x - 6.890$	0.998
B17	B17	02/08/2022	$y = 1.175x - 2.039$	0.997
B18	B18	02/08/2022	$y = 1.290x - 7.805$	0.999
B19	B19	02/08/2022	$y = 1.375x - 11.753$	0.995
B20	B20	02/08/2022	$y = 1.262x - 7.100$	0.999
B21	B21	03/08/2022	$y = 1.142x - 1.809$	0.999
B22	B22	02/08/2022	$y = 1.289x - 8.540$	0.997
B23	B23	02/08/2022	$y = 1.216x - 4.912$	0.999
B24	B24	01/08/2022	$y = 1.147x - 1.299$	1.000
B25	B25	02/08/2022	$y = 1.025x + 3.341$	0.997
B26	B26	02/08/2022	$y = 1.184x - 3.486$	0.995
B27	B27	03/08/2022	$y = 1.237x - 6.825$	0.996
B28	B28	02/08/2022	$y = 1.284x - 7.704$	0.998
B29	B29	02/08/2022	$y = 1.305x - 8.854$	0.996
B30	B30	03/08/2022	$y = 1.227x - 5.387$	0.996
B31	B31	03/08/2022	$y = 1.215x - 4.628$	0.995
B32	B32	03/08/2022	$y = 1.313x - 8.558$	0.995
B33	B33	03/08/2022	$y = 1.330x - 7.545$	1.000
B34	B34	03/08/2022	$y = 1.287x - 8.617$	0.999

Calibrated by :

Approved by :



บริษัท เอส.พี.เอส. คอนซัลติ้ง เซอร์วิส จำกัด
S.P.S. CONSULTING SERVICE CO., LTD.
7 ซอยพหลโยธิน 24 ถนนพหลโยธิน แขวงจอมพล เขตจตุจักร กรุงเทพฯ 10900
7 Soi Phaholyothin 24, Phaholyothin Rd., Jompol, Chaluchak, Bangkok 10900
Tel : (662) 939-4370-72, Fax : (662) 513-4221, E-mail : sale@spscon.com, www.spscon.com

High Volume Air Sampler Calibration Report

Calibration Method : Multipoint Orifice Flow Transfer Standard

Model : TE 5025A

S/N : 3611

Calibration Data

High Volume Air Sampler Data		Calibration Data		
Recorder No.	Blower No.	Date	Actual Flowrate (ft ³ /min)	R ²
B01	B01	01/11/2022	$y = 1.277x - 6.403$	0.999
B02	B02	03/11/2022	$y = 1.083x + 3.505$	0.995
B03	B03	03/11/2022	$y = 1.143x - 1.010$	0.996
B04	B04	04/11/2022	$y = 1.206x - 3.858$	0.995
B05	B05	01/11/2022	$y = 1.317x - 8.733$	0.997
B06	B06	01/11/2022	$y = 1.268x - 5.920$	0.998
B07	B07	01/11/2022	$y = 1.228x - 6.265$	0.998
B08	B08	08/11/2022	$y = 1.160x - 3.496$	0.995
B09	B09	03/11/2022	$y = 1.245x - 5.341$	0.997
B10	B10	01/11/2022	$y = 1.097x + 1.837$	0.997
B11	B11	07/11/2022	$y = 1.153x - 2.164$	0.998
B12	B12	04/11/2022	$y = 1.201x - 3.884$	0.998
B13	B13	01/11/2022	$y = 1.266x - 6.916$	0.995
B14	B14	02/11/2022	$y = 1.269x - 6.120$	0.999
B15	B15	02/11/2022	$y = 1.149x - 1.829$	0.997
B16	B16	02/11/2022	$y = 1.212x - 4.259$	0.999
B17	B17	04/11/2022	$y = 1.172x - 2.143$	0.997
B18	B18	04/11/2022	$y = 1.321x - 9.418$	0.996
B19	B19	02/11/2022	$y = 1.356x - 11.184$	0.997
B20	B20	04/11/2022	$y = 1.310x - 8.682$	0.997
B21	B21	03/11/2022	$y = 1.156x - 2.174$	0.999
B22	B22	02/11/2022	$y = 1.288x - 8.740$	0.998
B23	B23	04/11/2022	$y = 1.247x - 5.764$	0.996
B24	B24	01/11/2022	$y = 1.161x - 2.123$	0.999
B25	B25	02/11/2022	$y = 1.025x + 3.341$	0.997
B26	B26	02/11/2022	$y = 1.234x - 6.128$	0.995
B27	B27	03/11/2022	$y = 1.220x - 5.822$	0.997
B28	B28	02/11/2022	$y = 1.253x - 6.605$	0.999
B29	B29	08/11/2022	$y = 1.311x - 8.876$	0.997
B30	B30	07/11/2022	$y = 1.264x - 7.252$	0.998
B31	B31	07/11/2022	$y = 1.215x - 4.628$	0.995
B32	B32	03/11/2022	$y = 1.258x - 6.433$	0.997
B33	B33	03/11/2022	$y = 1.329x - 7.779$	0.995
B34	B34	03/11/2022	$y = 1.267x - 7.491$	0.998

Calibrated by :

Approved by :



บริษัท เอส.พี.เอส. คอนซัลติ้ง เซอร์วิส จำกัด
S.P.S. CONSULTING SERVICE CO., LTD.
7 ซอยพหลโยธิน 24 ถนนพหลโยธิน แขวงจอมพล เขตจตุจักร กรุงเทพฯ 10900
7 Soi Phaholyothin 24, Phaholyothin Rd., Jompol, Chatuchak, Bangkok 10900
Tel : (662) 939-4370-72. Fax : (662) 513-4221. E-mail : sale@spscon.com., www.spscon.com

High Volume PM-10 Air Sampler Calibration Report

Calibration Method : Multipoint Orifice Flow Transfer Standard

Model : TE 5025A

S/N : 3095

Calibration Data

High Volume PM-10 Data		Calibration Data		
Recorder No.	Blower No.	Date	Actual Flowrate (ft ³ /min)	R ²
B01	B01	02/05/2022	$y = 1.171x - 0.211$	0.997
B02	B02	02/05/2022	$y = 0.960x + 5.104$	0.998
B03	B03	04/05/2022	$y = 1.214x - 5.211$	0.996
B04	B04	02/05/2022	$y = 1.310x - 9.479$	0.999
B05	B05	03/05/2022	$y = 1.202x - 5.734$	0.999
B06	B06	04/05/2022	$y = 1.241x - 7.631$	0.998
B07	B07	04/05/2022	$y = 1.186x - 4.480$	0.999
B08	B08	03/05/2022	$y = 1.322x - 8.634$	0.999
B09	B09	04/05/2022	$y = 1.219x - 5.756$	0.998
B10	B10	03/05/2022	$y = 1.234x - 7.417$	1.000
B11	B11	02/05/2022	$y = 1.260x - 7.479$	0.999
B12	B12	02/05/2022	$y = 1.225x - 5.900$	0.998
B13	B13	04/05/2022	$y = 1.326x - 10.711$	0.999
B14	B14	07/05/2022	$y = 1.197x - 3.534$	0.999
B15	B15	04/05/2022	$y = 1.096x - 0.244$	0.998
B16	B16	04/05/2022	$y = 1.209x - 1.612$	1.000
B17	B17	03/05/2022	$y = 1.198x - 3.075$	0.999
B18	B18	07/05/2022	$y = 1.159x - 2.421$	0.999
B19	B19	03/05/2022	$y = 1.053x + 1.562$	0.999
B20	B20	03/05/2022	$y = 1.206x - 6.147$	1.000
B21	B21	04/05/2022	$y = 1.156x - 0.999$	0.998
B22	B22	04/05/2022	$y = 1.293x - 8.368$	0.998
B23	B23	07/05/2022	$y = 1.149x - 2.644$	1.000
B24	B24	02/05/2022	$y = 1.250x - 7.392$	1.000
B25	B25	03/05/2022	$y = 1.131x - 2.476$	0.999
B26	B26	07/05/2022	$y = 1.154x + 1.978$	1.000
B27	B27	02/05/2022	$y = 1.278x - 8.984$	0.998
B28	B28	04/05/2022	$y = 1.093x - 0.217$	0.999
B29	B29	04/05/2022	$y = 1.280x - 9.168$	0.999
B30	B30	03/05/2022	$y = 1.290x - 8.822$	0.997
B31	B31	03/05/2022	$y = 1.116x - 0.814$	0.997
B32	B32	05/05/2022	$y = 1.156x - 3.473$	0.999
B33	B33	06/05/2022	$y = 1.254x - 8.880$	0.998
B34	B34	03/05/2022	$y = 1.157x - 1.629$	0.999

Calibrated by :

Approved by :



บริษัท เอส.พี.เอส. คอนซัลติ้ง เซอร์วิส จำกัด
S.P.S. CONSULTING SERVICE CO., LTD.
7 ซอยพหลโยธิน 24 ถนนพหลโยธิน แขวงจอมพล เขตจตุจักร กรุงเทพฯ 10900
7 Soi Phaholyothin 24, Phaholyothin Rd., Jompol, Chatuchak, Bangkok 10900
Tel : (662) 939-4370-72, Fax : (662) 513-4221, E-mail : sale@spscon.com., www.spscon.com

High Volume PM-10 Air Sampler Calibration Report

Calibration Method : Multipoint Orifice Flow Transfer Standard

Model : TE 5025A

S/N : 3611

Calibration Data

High Volume PM-10 Data		Calibration Data		
Recorder No.	Blower No.	Date	Actual Flowrate (ft ³ /min)	R ²
B01	B01	02/08/2022	$y = 1.258x - 2.366$	0.998
B02	B02	02/08/2022	$y = 0.987x + 5.729$	0.999
B03	B03	02/08/2022	$y = 1.247x - 5.106$	0.999
B04	B04	01/08/2022	$y = 1.242x - 4.634$	0.997
B05	B05	01/08/2022	$y = 1.245x - 5.869$	0.997
B06	B06	01/08/2022	$y = 1.360x - 10.516$	0.999
B07	B07	01/08/2022	$y = 1.290x - 6.671$	0.999
B08	B08	01/08/2022	$y = 1.353x - 8.231$	0.999
B09	B09	04/08/2022	$y = 1.289x - 6.478$	0.999
B10	B10	04/08/2022	$y = 1.317x - 9.553$	0.998
B11	B11	04/08/2022	$y = 1.331x - 8.248$	0.999
B12	B12	04/08/2022	$y = 1.317x - 9.553$	0.998
B13	B13	01/08/2022	$y = 1.338x - 9.806$	0.999
B14	B14	01/08/2022	$y = 1.230x - 3.665$	0.998
B15	B15	01/08/2022	$y = 1.169x - 2.069$	0.998
B16	B16	01/08/2022	$y = 1.240x - 1.078$	0.998
B17	B17	01/08/2022	$y = 1.241x - 3.121$	0.997
B18	B18	01/08/2022	$y = 1.190x - 1.997$	0.998
B19	B19	02/08/2022	$y = 1.108x + 0.786$	0.999
B20	B20	02/08/2022	$y = 1.251x - 6.369$	0.997
B21	B21	02/08/2022	$y = 1.176x - 0.519$	0.999
B22	B22	02/08/2022	$y = 1.291x - 7.071$	0.999
B23	B23	02/08/2022	$y = 1.177x - 2.290$	0.998
B24	B24	03/08/2022	$y = 1.367x - 11.212$	0.997
B25	B25	03/08/2022	$y = 1.178x - 3.689$	0.999
B26	B26	03/08/2022	$y = 1.204x - 3.755$	0.999
B27	B27	03/08/2022	$y = 1.331x - 10.619$	0.998
B28	B28	03/08/2022	$y = 1.139x - 1.295$	0.999
B29	B29	03/08/2022	$y = 1.333x - 10.813$	0.999
B30	B30	01/08/2022	$y = 1.344x - 10.463$	0.997
B31	B31	01/08/2022	$y = 1.162x + 0.382$	0.997
B32	B32	01/08/2022	$y = 1.204x - 2.345$	0.999
B33	B33	01/08/2022	$y = 1.349x - 10.216$	0.999
B34	B34	01/08/2022	$y = 1.289x - 4.593$	1.000

Calibrated by :

Approved by :



บริษัท เอส.พี.เอส. คอนซัลติ้ง เซอร์วิส จำกัด
S.P.S. CONSULTING SERVICE CO., LTD.
7 ซอยพหลโยธิน 24 ถนนพหลโยธิน แขวงจอมพล เขตจตุจักร กรุงเทพฯ 10900
7 Sol Phaholyothin 24, Phaholyothin Rd., Jompol, Chatuchak, Bangkok 10900
Tel : (662) 939-4370-72, Fax : (662) 513-4221, E-mail : sale@spscon.com., www.spscon.com

High Volume PM-10 Air Sampler Calibration Report

Calibration Method : Multipoint Orifice Flow Transfer Standard

Model : TE 5025A

S/N : 3611

Calibration Data

High Volume PM-10 Data		Calibration Data		
Recorder No.	Blower No.	Date	Actual Flowrate (ft^3/min)	R^2
B01	B01	02/11/2022	$y = 1.206x - 0.557$	0.998
B02	B02	02/11/2022	$y = 1.024x + 3.762$	0.999
B03	B03	02/11/2022	$y = 1.243x - 4.455$	0.998
B04	B04	03/11/2022	$y = 1.293x - 7.303$	0.997
B05	B05	03/11/2022	$y = 1.252x - 5.903$	0.999
B06	B06	04/11/2022	$y = 1.313x - 7.710$	0.997
B07	B07	02/11/2022	$y = 1.290x - 6.671$	0.999
B08	B08	04/11/2022	$y = 1.330x - 6.996$	0.999
B09	B09	04/11/2022	$y = 1.280x - 6.331$	0.995
B10	B10	02/11/2022	$y = 1.298x - 8.225$	0.997
B11	B11	04/11/2022	$y = 1.273x - 5.540$	0.995
B12	B12	04/11/2022	$y = 1.282x - 7.018$	0.996
B13	B13	01/11/2022	$y = 1.320x - 9.281$	0.998
B14	B14	02/11/2022	$y = 1.230x - 3.665$	0.998
B15	B15	02/11/2022	$y = 1.166x - 2.184$	0.997
B16	B16	01/11/2022	$y = 1.260x - 2.121$	0.998
B17	B17	04/11/2022	$y = 1.277x - 4.847$	0.998
B18	B18	01/11/2022	$y = 1.165x - 1.164$	0.999
B19	B19	02/11/2022	$y = 1.094x + 1.145$	0.999
B20	B20	02/11/2022	$y = 1.221x - 5.301$	0.997
B21	B21	01/11/2022	$y = 1.176x - 0.519$	0.999
B22	B22	02/11/2022	$y = 1.286x - 7.131$	0.998
B23	B23	03/11/2022	$y = 1.181x - 2.246$	0.999
B24	B24	03/11/2022	$y = 1.253x - 5.274$	0.995
B25	B25	04/11/2022	$y = 1.159x - 3.062$	0.996
B26	B26	03/11/2022	$y = 1.264x - 6.317$	0.998
B27	B27	03/11/2022	$y = 1.332x - 10.385$	0.996
B28	B28	03/11/2022	$y = 1.165x - 2.689$	0.998
B29	B29	03/11/2022	$y = 1.271x - 7.065$	0.996
B30	B30	01/11/2022	$y = 1.274x - 7.435$	0.996
B31	B31	01/11/2022	$y = 1.244x - 3.676$	0.999
B32	B32	01/11/2022	$y = 1.186x - 1.847$	0.999
B33	B33	04/11/2022	$y = 1.268x - 6.742$	0.996
B34	B34	01/11/2022	$y = 1.321x - 5.654$	0.998

Calibrated by :

Approved by :



บริษัท เอส.พี.เอส. คอนซัลติ้ง เซอร์วิส จำกัด

S.P.S. CONSULTING SERVICE CO., LTD.

7 ซอยพหลโยธิน 24 ถนนพหลโยธิน แขวงจอมพล เขตจตุจักร กรุงเทพฯ 10900

7 Soi Phaholyothin 24, Phaholyothin Rd., Jompol, Chatuchak, Bangkok 10900

Tel : (662) 939-4370-72, Fax : (662) 513-4221, E-mail : sale@spscon.com, www.spscon.com

Gas Sampler Box Calibration Report

Calibration Method : Dry Cal Primary Flowmeter

Model : Dry Cal DCL-ML

S/N : 136164

Calibration Data

Gas Sampler Data		Calibration Data					
No.	Rotameter	Date	Setting (Constant Flow) (ml/min)	Actual Flow Rate (ml/min)			
				Sampling Line A		Sampling Line B	
				Normal Condition	Standard Condition	Normal Condition	Standard Condition
B01	2 (A&B)	01/06/2022	200	200.4	199.0	200.6	199.2
B02	2 (A&B)	01/06/2022	200	200.6	199.1	200.5	199.0
B03	2 (A&B)	03/06/2022	200	200.5	199.0	200.5	199.1
B04	2 (A&B)	02/06/2022	200	200.5	199.1	200.6	199.2
B05	2 (A&B)	01/06/2022	200	200.4	199.0	200.5	199.1
B06	2 (A&B)	01/06/2022	200	200.5	199.1	200.4	198.9
B07	2 (A&B)	03/06/2022	200	200.3	198.9	200.5	199.1
B08	2 (A&B)	01/06/2022	200	200.5	199.1	200.4	199.0
B09	2 (A&B)	01/06/2022	200	200.4	199.0	200.3	198.9
B10	2 (A&B)	02/06/2022	200	200.5	199.0	200.5	199.0
B11	2 (A&B)	01/06/2022	200	200.4	199.0	200.7	199.2
B12	2 (A&B)	01/06/2022	200	200.5	199.1	200.5	199.0
B13	2 (A&B)	02/06/2022	200	200.4	199.0	200.5	199.1
B14	2 (A&B)	02/06/2022	200	200.5	199.0	200.4	198.9
B15	2 (A&B)	03/06/2022	200	200.6	199.2	200.6	199.2
B16	2 (A&B)	01/06/2022	200	200.5	199.0	200.5	199.1
B17	2 (A&B)	01/06/2022	200	200.5	199.0	200.4	199.0

Calibrated by :

Approved by :



บริษัท เอส.พี.เอส. คอนซัลติ้ง เซอร์วิส จำกัด
S.P.S. CONSULTING SERVICE CO., LTD.
7 ซอยพหลโยธิน 24 ถนนพหลโยธิน แขวงจอมพล เขตจตุจักร กรุงเทพฯ 10900
7 Soi Phaholyothin 24, Phaholyothin Rd., Jompol, Chatuchak, Bangkok 10900
Tel : (662) 939-4370-72, Fax : (662) 513-4221, E-mail : sale@spscon.com.. www.spscon.com

Gas Sampler Box Calibration Report

Calibration Method : Dry Cal Primary Flowmeter

Model : Dry Cal DCL-ML

S/N : 136164

Calibration Data

Gas Sampler Data		Calibration Data					
No.	Rotameter	Date	Setting (Constant Flow) (ml/min)	Actual Flow Rate (ml/min)			
				Sampling Line A		Sampling Line B	
				Normal Condition	Standard Condition	Normal Condition	Standard Condition
B01	2 (A&B)	01/09/2022	200	200.6	199.2	200.4	199.0
B02	2 (A&B)	01/09/2022	200	200.4	199.0	200.5	199.0
B03	2 (A&B)	02/09/2022	200	200.6	199.2	200.6	199.1
B04	2 (A&B)	01/09/2022	200	200.4	199.0	200.4	199.0
B05	2 (A&B)	01/09/2022	200	200.5	199.1	200.6	199.1
B06	2 (A&B)	05/09/2022	200	200.4	199.0	200.5	199.1
B07	2 (A&B)	01/09/2022	200	200.6	199.1	200.5	199.0
B08	2 (A&B)	05/09/2022	200	200.4	199.0	200.4	199.0
B09	2 (A&B)	02/09/2022	200	200.5	199.0	200.6	199.2
B10	2 (A&B)	01/09/2022	200	200.6	199.1	200.5	199.0
B11	2 (A&B)	05/09/2022	200	200.6	199.1	200.7	199.3
B12	2 (A&B)	01/09/2022	200	200.5	199.0	200.5	199.0
B13	2 (A&B)	05/09/2022	200	200.4	199.0	200.7	199.2
B14	2 (A&B)	01/09/2022	200	200.6	199.1	200.6	199.2
B15	2 (A&B)	02/09/2022	200	200.4	199.0	200.5	199.0
B16	2 (A&B)	02/09/2022	200	200.6	199.1	200.5	199.1
B17	2 (A&B)	01/09/2022	200	200.5	199.0	200.6	199.1

Calibrated by :

Approved by :



บริษัท เอส.พี.เอส. คอนซัลติ้ง เซอร์วิส จำกัด
S.P.S. CONSULTING SERVICE CO., LTD.
7 ซอยพหลโยธิน 24 ถนนพหลโยธิน แขวงจอมพล เขตจตุจักร กรุงเทพฯ 10900
7 Soi Phaholyothin 24, Phaholyothin Rd., Jompol, Chatuchak, Bangkok 10900
Tel : (662) 939-4370-72. Fax : (662) 513-4221, E-mail : sale@spscon.com., www.spscon.com

Rotameter Calibration Report (For Personal Pump Low Flow Adjust)

Calibration Method : Dry Cal Primary Flowmeter

Model : Defender 510-H

S/N : 136164

Rotameter Data			Calibration Data								
No.	Brand	Model	Date	Flow Rate (ml/min)						Value From Calibration Curve	
				Flow Rate (Reading)			Actual (Q std.)				
				1	2	3	1	2	3	y	R ²
L-B01	Dwyer	VFA-21	04/07/2022	50	100	200	50.7	99.1	198.9	0.986x + 1.078	1.000
L-B02	Dwyer	VFA-21	04/07/2022	50	100	200	50.2	99.4	198.3	1.004x - 1.615	0.999
L-B03	Dwyer	VFA-21	05/07/2022	50	100	200	50.8	98.8	198.3	1.016x - 2.213	1.000
L-B04	Dwyer	VFA-21	05/07/2022	50	100	200	49.9	102.0	201.1	0.994x + 1.640	1.000
L-B05	Dwyer	VFA-21	01/07/2022	50	100	200	50.5	98.1	200.8	0.991x + 0.476	1.000
L-B06	Dwyer	VFA-21	04/07/2022	50	100	200	50.3	100.5	203.0	0.999x + 0.476	0.999
L-B07	Dwyer	VFA-21	04/07/2022	50	100	200	49.4	100.8	199.7	1.016x - 1.898	1.000
L-B08	Dwyer	VFA-21	01/07/2022	50	100	200	49.8	101.3	198.1	0.999x - 0.218	1.000
L-B09	Dwyer	VFA-21	01/07/2022	50	100	200	49.6	99.6	200.7	1.010x - 1.907	0.999
L-B10	Dwyer	VFA-21	04/07/2022	50	100	200	51.0	100.2	202.8	0.992x + 2.266	1.000

Calibrated by :

Approved by :



บริษัท เอส.พี.เอส. คอนซัลติ้ง เซอร์วิส จำกัด
S.P.S. CONSULTING SERVICE CO., LTD.
7 ซอยพหลโยธิน 24 ถนนพหลโยธิน แขวงจอมพล เขตจตุจักร กรุงเทพฯ 10900
7 Soi Phaholyothin 24, Phaholyothin Rd., Jompol, Chatuchak, Bangkok 10900
Tel : (662) 939-4370-72, Fax : (662) 513-4221, E-mail : sale@spscon.com, www.spscon.com

Rotameter Calibration Report (For Personal Pump Low Flow Adjust)

Calibration Method : Dry Cal Primary Flowmeter

Model : Defender 510-H

S/N : 136164

Rotameter Data				Calibration Data							
No.	Brand	Model	Date	Flow Rate (ml/min)						Value From Calibration Curve	
				Flow Rate (Reading)			Actual (Q std.)				
				1	2	3	1	2	3	y	R ²
L-B01	Dwyer	VFA-21	05/10/2022	50	100	200	50.7	99.1	198.9	0.985x + 1.192	1.000
L-B02	Dwyer	VFA-21	04/10/2022	50	100	200	49.8	99.4	198.3	1.012x - 2.104	1.000
L-B03	Dwyer	VFA-21	04/10/2022	50	100	200	50.8	99.2	198.3	1.009x - 1.844	0.999
L-B04	Dwyer	VFA-21	04/10/2022	50	100	200	49.9	101.6	201.1	0.996x + 1.334	1.000
L-B05	Dwyer	VFA-21	04/10/2022	50	100	200	50.1	98.5	200.8	0.992x + 0.311	1.000
L-B06	Dwyer	VFA-21	04/10/2022	50	100	200	50.3	100.5	203.4	1.009x + 0.376	1.000
L-B07	Dwyer	VFA-21	04/10/2022	50	100	200	49.4	100.8	199.7	1.005x - 1.24	0.999
L-B08	Dwyer	VFA-21	04/10/2022	50	100	200	49.8	101.3	198.1	0.998x - 0.116	1.000
L-B09	Dwyer	VFA-21	06/10/2022	50	100	200	49.6	99.2	200.7	1.013x - 1.491	1.000
L-B10	Dwyer	VFA-21	06/10/2022	50	100	200	50.6	100.2	202.8	0.993x + 2011	1.000

Calibrated by :

Approved by :



บริษัท เอส.พี.เอส. คอนซัลติ้ง เซอร์วิส จำกัด
S.P.S. CONSULTING SERVICE CO., LTD.
7 ซอยพหลโยธิน 24 ถนนพหลโยธิน แขวงจอมพล เขตจตุจักร กรุงเทพฯ 10900
7 Soi Phaholyothin 24, Phaholyothin Rd., Jompol, Chatuchak, Bangkok 10900
Tel : (662) 939-4370-72, Fax : (662) 513-4221, E-mail : sale@spscon.com., www.spscon.com

Personal Pump Calibration Report

Calibration Method : Dry Cal Primary Flowmeter

Model : Defender 510-H

S/N : 136164

Environmental Conditions

Temperature : 25 \pm 3 $^{\circ}$ C
Pressure : 1010 \pm 15 mmbar

Personal Pump Data				Calibration Data								
No.	Brand	Model	Serial No.	Date	Flow Rate (ml/min)						Value From Calibration Curve	
					Setting			Actual (Q std.)				
					1	2	3	1	2	3	y	R ²
B01	SKC	224-PCXR4	262101	04/07/2022	1,000	1,500	2,000	994	1,497	1,998	1.002x - 4.028	1.000
B02	SKC	224-PCXR4	626166	01/07/2022	1,000	1,500	2,000	1,002	1,505	2,001	1.009x - 20.106	0.999
B03	SKC	224-PCXR4	612968	04/07/2022	1,000	1,500	2,000	996	1,494	2,001	1.006x - 12.907	1.000
B04	SKC	224-PCXR4	602804	04/07/2022	1,000	1,500	2,000	1,000	1,502	1,996	1.001x - 2.688	1.000
B05	SKC	224-PCXR4	612693	04/07/2022	1,000	1,500	2,000	1,003	1,499	2,003	1.012x - 22.383	0.999
B06	SKC	224-PCXR4	262188	04/07/2022	1,000	1,500	2,000	996	1,508	2,009	1.020x - 35.110	0.999
B07	SKC	224-PCXR4	626262	01/07/2022	1,000	1,500	2,000	998	1,492	1,995	0.992x + 6.884	1.000
B08	SKC	224-PCXR4	626100	01/07/2022	1,000	1,500	2,000	1,003	1,499	2,003	1.012x - 23.269	0.999
B09	SKC	224-PCXR4	626479	01/07/2022	1,000	1,500	2,000	997	1,490	1,994	0.993x + 3.909	1.000
B10	SKC	224-PCXR4	091950	01/07/2022	1,000	1,500	2,000	993	1,503	2,001	1.017x - 33.950	0.999
B11	SKC	224-PCXR8	564315	04/07/2022	1,000	1,500	2,000	995	1,490	1,999	1.004x - 10.290	1.000
B12	SKC	224-PCXR4	034656	04/07/2022	1,000	1,500	2,000	1,003	1,503	2,003	1.010x - 19.404	0.999
B13	SKC	224-PCXR4	602073	04/07/2022	1,000	1,500	2,000	995	1,500	1,999	1.001x - 3.554	1.000
B14	SKC	224-PCXR4	626313	04/07/2022	1,000	1,500	2,000	999	1,491	1,988	0.992x + 7.243	1.000
B15	SKC	224-PCXR4	626474	04/07/2022	1,000	1,500	2,000	1,003	1,502	2,005	1.013x - 23.723	0.999
B16	SKC	224-PCXR4	626477	01/07/2022	1,000	1,500	2,000	994	1,504	2,001	1.015x - 31.425	0.999
B17	SKC	224-PCXR4	626860	04/07/2022	1,000	1,500	2,000	997	1,495	1,991	0.997x - 0.558	1.000
B18	SKC	224-PCXR4	691484	01/07/2022	1,000	1,500	2,000	1,003	1,500	2,001	1.009x - 18.825	0.999
B19	SKC	224-PCXR4	691599	01/07/2022	1,000	1,500	2,000	995	1,503	1,999	1.005x - 7.985	1.000
B20	SKC	224-PCXR4	691587	01/07/2022	1,000	1,500	2,000	993	1,504	1,999	1.014x - 30.719	0.999
B21	SKC	224-PCXR4	691531	04/07/2022	1,000	1,500	2,000	993	1,499	1,994	1.001x - 7.187	1.000
B22	SKC	224-PCXR4	691654	01/07/2022	1,000	1,500	2,000	1,004	1,501	2,003	1.011x - 19.990	0.999
B23	SKC	224-PCXR4	798393	04/07/2022	1,000	1,500	2,000	993	1,505	2,002	1.017x - 34.763	0.999
B24	SKC	224-PCXR4	626363	01/07/2022	1,000	1,500	2,000	1,000	1,502	2,000	1.011x - 22.826	0.999
B25	SKC	224-PCXR4	798489	04/07/2022	1,000	1,500	2,000	1,001	1,512	2,001	0.998x + 4.850	1.000
B26	SKC	224-PCXR4	798479	05/07/2022	1,000	1,500	2,000	999	1,499	1,993	0.996x + 2.692	1.000
B27	SKC	224-PCXR4	691673	05/07/2022	1,000	1,500	2,000	993	1,503	2,002	1.017x - 32.988	0.999
B28	SKC	224-PCXR4	691570	05/07/2022	1,000	1,500	2,000	1,001	1,500	2,002	1.012x - 23.632	0.999
B29	SKC	224-PCXR4	626472	05/07/2022	1,000	1,500	2,000	999	1,494	1,998	1.002x - 6.856	1.000
B30	SKC	224-PCXR4	691489	05/07/2022	1,000	1,500	2,000	1,004	1,500	2,004	1.013x - 22.910	0.999
B31	SKC	224-PCXR4	691509	04/07/2022	1,000	1,500	2,000	993	1,495	1,998	1.004x - 9.879	1.000
B32	SKC	224-PCXR4	091587	05/07/2022	1,000	1,500	2,000	992	1,504	2,001	1.016x - 32.243	0.999
B33	SKC	224-PCXR4	091756	05/07/2022	1,000	1,500	2,000	994	1,496	1,991	0.996x + 0.634	1.000
B34	SKC	224-PCXR4	612962	05/07/2022	1,000	1,500	2,000	1,002	1,501	2,002	1.011x - 21.693	0.999
B35	SKC	224-PCXR4	602682	04/07/2022	1,000	1,500	2,000	993	1,498	1,996	1.001x - 7.411	1.000
B36	SKC	224-PCXR4	626164	04/07/2022	1,000	1,500	2,000	999	1,495	1,999	1.000x - 4.946	1.000
B37	SKC	224-PCXR4	626256	01/07/2022	1,000	1,500	2,000	994	1,506	2,000	1.014x - 28.892	0.999
B38	SKC	224-PCXR4	626167	04/07/2022	1,000	1,500	2,000	997	1,497	1,996	1.002x - 5.504	1.000
B39	SKC	224-PCXR4	034637	04/07/2022	1,000	1,500	2,000	1,003	1,500	2,002	1.011x - 22.048	0.999
B40	SKC	224-PCXR4	798349	05/07/2022	1,000	1,500	2,000	992	1,505	1,998	1.015x - 32.514	0.999

Calibrated by :

Approved by :



บริษัท เอส.พี.เอส. คอนซัลติ้ง เซอร์วิส จำกัด
S.P.S. CONSULTING SERVICE CO., LTD.
7 ซอยพหลโยธิน 24 ถนนพหลโยธิน แขวงจอมพล เขตจตุจักร กรุงเทพฯ 10900
7 Soi Phaholyothin 24, Phaholyothin Rd., Jompol, Chatuchak, Bangkok 10900
Tel : (662) 939-4370-72, Fax : (662) 513-4221, E-mail : sale@spscon.com, www.spscon.com

Personal Pump Calibration Report

Calibration Method : Dry Cal Primary Flowmeter

Model : Defender 510-H

S/N : 136164

Environmental Conditions

Temperature : 25 \pm 3 $^{\circ}$ C
Pressure : 1010 \pm 15 mmbar

Personal Pump Data				Calibration Data								
No.	Brand	Model	Serial No.	Date	Flow Rate (ml/min)						Value From Calibration Curve	
					Setting			Actual (Q std.)				
					1	2	3	1	2	3	y	R ²
B01	SKC	224-PCXR4	262101	06/10/2022	1,000	1,500	2,000	994	1,497	1,998	1.001x - 3.789	1.000
B02	SKC	224-PCXR4	626166	03/10/2022	1,000	1,500	2,000	1,002	1,505	2,001	1.009x - 19.707	0.999
B03	SKC	224-PCXR4	612968	03/10/2022	1,000	1,500	2,000	996	1,494	2,001	1.006x - 12.308	1.000
B04	SKC	224-PCXR4	602804	03/10/2022	1,000	1,500	2,000	1,000	1,502	2,000	1.004x - 5.919	1.000
B05	SKC	224-PCXR4	612693	06/10/2022	1,000	1,500	2,000	1,003	1,499	2,003	1.012x - 22.622	0.999
B06	SKC	224-PCXR4	262188	06/10/2022	1,000	1,500	2,000	995	1,507	1,999	1.005x - 11.738	1.000
B07	SKC	224-PCXR4	626262	04/10/2022	1,000	1,500	2,000	998	1,492	1,995	0.993x + 6.405	1.000
B08	SKC	224-PCXR4	626100	04/10/2022	1,000	1,500	2,000	1,002	1,499	2,003	1.013x - 24.18	0.999
B09	SKC	224-PCXR4	626479	06/10/2022	1,000	1,500	2,000	996	1,490	1,994	0.994x + 1.675	1.000
B10	SKC	224-PCXR4	091950	03/10/2022	1,000	1,500	2,000	993	1,503	2,001	1.017x - 34.588	0.999
B11	SKC	224-PCXR8	564315	06/10/2022	1,000	1,500	2,000	994	1,490	2,003	1.007x - 14.438	1.000
B12	SKC	224-PCXR4	034656	03/10/2022	1,000	1,500	2,000	1,003	1,503	2,003	1.010x - 19.005	0.999
B13	SKC	224-PCXR4	602073	03/10/2022	1,000	1,500	2,000	995	1,500	1,993	0.997x + 2.708	1.000
B14	SKC	224-PCXR4	626313	03/10/2022	1,000	1,500	2,000	998	1,491	1,988	0.992x + 6.007	1.000
B15	SKC	224-PCXR4	626474	03/10/2022	1,000	1,500	2,000	1,003	1,502	2,005	1.003x - 10.123	0.999
B16	SKC	224-PCXR4	626477	03/10/2022	1,000	1,500	2,000	993	1,504	2,001	1.015x - 31.624	0.999
B17	SKC	224-PCXR4	626860	03/10/2022	1,000	1,500	2,000	997	1,494	1,991	0.997x - 0.239	1.000
B18	SKC	224-PCXR4	691484	03/10/2022	1,000	1,500	2,000	1,003	1,500	2,001	1.008x - 16.073	0.999
B19	SKC	224-PCXR4	691599	03/10/2022	1,000	1,500	2,000	993	1,503	2,000	1.005x - 8.623	1.000
B20	SKC	224-PCXR4	691587	03/10/2022	1,000	1,500	2,000	991	1,504	1,999	1.016x - 33.631	0.999
B21	SKC	224-PCXR4	691531	06/10/2022	1,000	1,500	2,000	993	1,500	1,994	1.001x - 6.669	1.000
B22	SKC	224-PCXR4	691654	04/10/2022	1,000	1,500	2,000	1,003	1,501	2,003	1.011x - 20.429	0.999
B23	SKC	224-PCXR4	798393	04/10/2022	1,000	1,500	2,000	993	1,505	2,002	1.018x - 34.843	0.999
B24	SKC	224-PCXR4	626363	06/10/2022	1,000	1,500	2,000	999	1,502	2,000	1.012x - 23.225	0.999
B25	SKC	224-PCXR4	798489	06/10/2022	1,000	1,500	2,000	1,001	1,512	2,001	0.998x + 5.049	1.000
B26	SKC	224-PCXR4	798479	06/10/2022	1,000	1,500	2,000	999	1,499	1,993	0.996x + 2.892	1.000
B27	SKC	224-PCXR4	691673	06/10/2022	1,000	1,500	2,000	994	1,503	1,999	1.011x - 22.778	0.999
B28	SKC	224-PCXR4	691570	04/10/2022	1,000	1,500	2,000	1,001	1,500	2,002	1.007x - 13.301	1.000
B29	SKC	224-PCXR4	626472	06/10/2022	1,000	1,500	2,000	1,000	1,496	1,998	1.002x - 5.261	1.000
B30	SKC	224-PCXR4	691489	03/10/2022	1,000	1,500	2,000	1,007	1,500	2,004	1.010x - 18.482	0.999
B31	SKC	224-PCXR4	691509	03/10/2022	1,000	1,500	2,000	993	1,497	1,998	1.004x - 8.882	1.000
B32	SKC	224-PCXR4	091567	03/10/2022	1,000	1,500	2,000	992	1,504	2,001	1.007x - 15.930	1.000
B33	SKC	224-PCXR4	091756	06/10/2022	1,000	1,500	2,000	994	1,496	1,991	0.996x + 0.714	1.000
B34	SKC	224-PCXR4	612962	03/10/2022	1,000	1,500	2,000	1,002	1,501	2,001	1.009x - 17.944	0.999
B35	SKC	224-PCXR4	602682	03/10/2022	1,000	1,500	2,000	993	1,498	1,995	1.001x - 7.331	1.000
B36	SKC	224-PCXR4	626164	06/10/2022	1,000	1,500	2,000	999	1,495	1,999	1.000x - 4.866	1.000
B37	SKC	224-PCXR4	626256	06/10/2022	1,000	1,500	2,000	994	1,506	1,999	1.013x - 28.214	0.999
B38	SKC	224-PCXR4	626167	06/10/2022	1,000	1,500	2,000	997	1,496	1,996	1.002x - 6.342	1.000
B39	SKC	224-PCXR4	034637	06/10/2022	1,000	1,500	2,000	1,006	1,500	2,001	1.008x - 16.624	0.999
B40	SKC	224-PCXR4	798349	05/10/2022	1,000	1,500	2,000	994	1,505	1,998	1.014x - 29.642	0.999

Calibrated by :

Approved by :




บริษัท เอส.พี.เอส. คอนซัลติ้ง เซอร์วิส จำกัด
S.P.S. CONSULTING SERVICE CO., LTD.
7 ซอยพหลโยธิน 24 ถนนพหลโยธิน แขวงจอมพล เขตจตุจักร กรุงเทพฯ 10900
7 Soi Phaholyothin 24, Phaholyothin Rd., Jompol, Chatuchak, Bangkok 10900
Tel : (662) 939-4370-72, Fax : (662) 513-4221, E-mail : sale@spscon.com., www.spscon.com

CALIBRATION REPORT						
NON-DISPERSIVE INFRARED CO ANALYZER						
DATE :	09 August 2022	BRAND :	Thermo	MODEL :	48C	
NO.	CO-B11	SERIAL NO.	0401304262			
Calibrator (Dilution System)						
Brand : API			Model : 700			
Last Cal. Date : 20 September 2021			Serial No. : 421			
Reference Standard Gas						
Standard Gas : Carbon Monoxide (CO)			Cylinder No. : D196045			
Certified Date : 16 April 2022		Expired Date : 15 April 2024		Cylinder Conc. : 4,570 PPM		
CALIBRATING CONDITION						
Pressure	1011	mmbar	Temp.	24.6	°C	
% RH						49
CALIBRATION SETTING						
Span	Initial Reading (Before Adj.),PPM			Final Reading (After Adj.),PPM		
Set Point	Expected Concentration	Analyzer Response	%Dif	Analyzer Response		
Zero	0	-0.10	-	0		
CO Span	40.00	39.94	-0.150	40.00		
INSTRUMENT STATUS						
CHAMBER TEMP	47.5 °C		FLOW	1.5 LPM		
PRESSURE	730.7 mm Hg		MOTOR SPEED	100.00%		

Calibrated by :



Approved by :





บริษัท เอส.พี.เอส. คอนซัลติ้ง เซอร์วิส จำกัด
S.P.S. CONSULTING SERVICE CO., LTD.
7 ซอยพหลโยธิน 24 ถนนพหลโยธิน แขวงจอมพล เขตจตุจักร กรุงเทพฯ 10900
7 Soi Phaholyothin 24, Phaholyothin Rd., Jompol, Chatuchak, Bangkok 10900
Tel : (662) 939-4370-72, Fax : (662) 513-4221, E-mail : sale@spscn.com, www.spscn.com

CALIBRATION REPORT

NON-DISPERSIVE INFRARED CO ANALYZER

DATE : 17 July 2022 BRAND : Thermo MODEL : 48C
NO. CO-B07 SERIAL NO. 0335203746

Calibrator (Dilution System)

Brand : API Model : 700
Last Cal. Date : 20 September 2021 Serial No. : 421

Reference Standard Gas

Standard Gas : Carbon Monoxide (CO) Cylinder No. : D196045
Certified Date : 16 April 2022 Expired Date : 15 April 2024 Cylinder Conc. : 4,570 PPM

CALIBRATING CONDITION

Pressure 1011 mmbar Temp. 24.5 °C % RH 49

CALIBRATION SETTING

Span	Initial Reading (Before Adj.),PPM			Final Reading (After Adj.),PPM
Set Point	Expected Concentration	Analyzer Response	%Dif	Analyzer Response
Zero	0	-0.10	-	0
CO Span	40.00	40.08	0.200	40.00

INSTRUMENT STATUS

CHAMBER TEMP 47.6 °C

FLOW 1.5 LPM

PRESSURE 730.7 mm Hg

MOTOR SPEED 100.00%

Calibrated by :

Approved by :



บริษัท เอส.พี.เอส. คอนซัลติ้ง เซอร์วิส จำกัด
S.P.S. CONSULTING SERVICE CO., LTD.
7 ซอยพหลโยธิน 24 ถนนพหลโยธิน แขวงจอมพล เขตจตุจักร กรุงเทพฯ 10900
7 Soi Phaholyothin 24, Phaholyothin Rd., Jompol, Chatuchak, Bangkok 10900
Tel : (662) 939-4370-72, Fax : (662) 513-4221, E-mail : sale@spscon.com., www.spscon.com

CALIBRATION REPORT

NON-DISPERSIVE INFRARED CO ANALYZER

DATE : 12 September 2022

BRAND : Thermo

MODEL : 48C

NO. CO-B08

SERIAL NO. 0508011067

Calibrator (Dilution System)

Brand : API

Model : 700

Last Cal. Date : 20 September 2021

Serial No. : 421

Reference Standard Gas

Standard Gas : Carbon Monoxide (CO)

Cylinder No. : D196045

Certified Date : 16 April 2022

Expired Date : 15 April 2024

Cylinder Conc. : 4,570 PPM

CALIBRATING CONDITION

Pressure 1011 mmbar

Temp. 24.6 °C

% RH 49

CALIBRATION SETTING

Span	Initial Reading (Before Adj.),PPM			Final Reading (After Adj.),PPM
Set Point	Expected Concentration	Analyzer Response	%Dif	Analyzer Response
Zero	0	0.10	-	0
CO Span	40.00	40.09	0.225	40.00

INSTRUMENT STATUS

CHAMBER TEMP

47.6 °C

FLOW

1.5 LPM

PRESSURE

730.7 mm Hg

MOTOR SPEED

100.00%

Calibrated by : _____

Approved by : _____



บริษัท เอส.พี.เอส. คอนซัลติ้ง เซอร์วิส จำกัด
S.P.S. CONSULTING SERVICE CO., LTD.
7 ซอยพหลโยธิน 24 ถนนพหลโยธิน แขวงจอมพล เขตจตุจักร กรุงเทพฯ 10900
7 Soi Phaholyothin 24, Phaholyothin Rd., Jompol, Chatuchak, Bangkok 10900
Tel : (662) 939-4370-72. Fax : (662) 513-4221. E-mail : sale@spscon.com., www.spscon.com

CALIBRATION REPORT

NON-DISPERSIVE INFRARED CO ANALYZER

DATE : 16 October 2022 BRAND : Thermo MODEL : 48C
NO. CO-B09 SERIAL NO. 65433-348

Calibrator (Dilution System)

Brand : API Model : 700
Last Cal. Date : 06 September 2022 Serial No. : 421

Reference Standard Gas

Standard Gas : Carbon Monoxide (CO) Cylinder No. : D196045
Certified Date : 16 April 2022 Expired Date : 15 April 2024 Cylinder Conc. : 4,570 PPM

CALIBRATING CONDITION

Pressure 1011 mmbar Temp. 24.5 °C % RH 49

CALIBRATION SETTING

Span Set Point	Initial Reading (Before Adj.),PPM			Final Reading (After Adj.),PPM
	Expected Concentration	Analyzer Response	%Dif	Analyzer Response
Zero	0	0.10	-	0
CO Span	40.00	40.03	0.075	40.00

INSTRUMENT STATUS

CHAMBER TEMP 47.5 °C FLOW 1.5 LPM
PRESSURE 730.4 mm Hg MOTOR SPEED 100.00%

Calibrated by : _____

Approved by : _____



บริษัท เอส.พี.เอส. คอนซัลติ้ง เซอร์วิส จำกัด

S.P.S. CONSULTING SERVICE CO., LTD.

7 ซอยพหลโยธิน 24 ถนนพหลโยธิน แขวงจอมพล เขตจตุจักร กรุงเทพฯ 10900

7 Soi Phaholyothin 24, Phaholyothin Rd., Jompol, Chatuchak, Bangkok 10900

Tel : (662) 939-4370-72, Fax : (662) 513-4221, E-mail : sale@spscon.com, www.spscon.com

CALIBRATION REPORT

NON-DISPERSIVE INFRARED CO ANALYZER

DATE : 16 November 2022

BRAND : Thermo

MODEL : 48C

NO. CO-B08

SERIAL NO. 0508011067

Calibrator (Dilution System)

Brand : API

Model : 700

Last Cal. Date : 06 September 2022

Serial No. : 421

Reference Standard Gas

Standard Gas : Carbon Monoxide (CO)

Cylinder No. : D196045

Certified Date : 16 April 2022

Expired Date : 15 April 2024

Cylinder Conc. : 4,570 PPM

CALIBRATING CONDITION

Pressure 1011 mmbar

Temp. 24.5 °C

% RH 49

CALIBRATION SETTING

Span Set Point	Initial Reading (Before Adj.),PPM			Final Reading (After Adj.),PPM
	Expected Concentration	Analyzer Response	%Dif	Analyzer Response
Zero	0	-0.10	-	0
CO Span	40.00	39.97	-0.075	40.00

INSTRUMENT STATUS

CHAMBER TEMP

47.6 °C

FLOW


1.5 LPM


PRESSURE

730.7 mm Hg

MOTOR SPEED

100.00%

Calibrated by : 

Approved by : 



บริษัท เอส.พี.เอส. คอนซัลติ้ง เซอร์วิส จำกัด

S.P.S. CONSULTING SERVICE CO., LTD.

7 ซอยพหลโยธิน 24 ถนนพหลโยธิน แขวงจอมพล เขตจตุจักร กรุงเทพฯ 10900
7 Soi Phaholyothin 24, Phaholyothin Rd., Jompol, Chatuchak, Bangkok 10900

Tel : (662) 939-4370-72, Fax : (662) 513-4221, E-mail : sale@spscon.com, www.spscon.com

CALIBRATION REPORT

NON-DISPERSIVE INFRARED CO ANALYZER

DATE : 14 December 2022

BRAND : API

MODEL : 300E

NO. CO-B02

SERIAL NO. 965

Calibrator (Dilution System)

Brand : API

Model : 700

Last Cal. Date : 06 September 2022

Serial No. : 421

Reference Standard Gas

Standard Gas : Carbon Monoxide (CO)

Cylinder No. : D196045

Certified Date : 16 April 2022

Expired Date : 15 April 2024

Cylinder Conc. : 4,570 PPM

CALIBRATING CONDITION

Pressure 1011 mmbar

Temp. 24.6 °C

% RH 49

CALIBRATION SETTING

Span	Initial Reading (Before Adj.),PPM			Final Reading (After Adj.),PPM
Set Point	Expected Concentration	Analyzer Response	%Dif	Analyzer Response
Zero	0	0.11	-	0
CO Span	40.00	40.10	0.250	40.00

API Model 300E CO Analyzer Check list

Parameter	Observed Value	Units	Nominal Range
RANGE	50	PPM	0-1000 ppm
STABILITY	0.10	PPM	< 1 ppm with zero air
CO MEASURE	4017.3	mV	2500-4800 mV
CO REFERENCE	3948.1	mV	2500-4800 mV
MEASURE/REFERENCE RATIO	1.180	-	1.1-1.3 w/zero air
SAMPLE PRESSURE	28.5	In-Hg-A	~2" < ambient absolute pressure
SAMPLE FLOW	810	cc/min	800 ± 10%
SAMPLE TEMPERATURE	48.4	°C	48 ± 4
BENCH TEMPERATURE	48.1	°C	48 ± 2
WHEEL TEMPERATURE	68.3	°C	68 ± 2
BOX TEMPERATURE	30.7	°C	Ambient temp + 7 ± 10
PHOTO-DRIVE	3023.9	mV	250 mV to 4750 mV
SLOPE	1.018	-	1.0 ± 0.3
OFFSET	0.2	-	0 ± 0.3

Calibrated by : _____

Approved by : _____



บริษัท เอส.พี.เอส. คอนซัลติ้ง เซอร์วิส จำกัด
S.P.S. CONSULTING SERVICE CO., LTD.
7 ซอยพหลโยธิน 24 ถนนพหลโยธิน แขวงจอมพล เขตจตุจักร กรุงเทพฯ 10900
7 Soi Phaholyothin 24, Phaholyothin Rd., Jompol, Chatuchak, Bangkok 10900
Tel : (662) 939-4370-72, Fax : (662) 513-4221, E-mail : sale@spscon.com, www.spscon.com

CALIBRATION REPORT

CHEMILUMINESCENT NO / NO₂ / NO_x ANALYZER

DATE : 17 July 2022 BRAND : API MODEL : TML-41M
NO. NOX-B22 SERIAL NO. NO1618

Calibrator (Dilution System)

Brand : API Model : 700
Last Cal. Date : 05 August 2021 Serial No. : 911

Reference Standard Gas

Standard Gas : Nitric Oxide (NO) Cylinder No. : A00681SK
Certified Date : 24 August 2020 Expired Date : 24 August 2022 Cylinder Conc. : 51.0 ppm

CALIBRATING CONDITION

Pressure 1011 mmbar Temp. 24.5 °C % RH 49

CALIBRATION SETTING

Span	Initial Reading (Before Adj.), PPB			Final Reading (After Adj.), PPB	
Set Point	Expected Concentration	Analyzer Response	%Dif	Analyzer Response	Slope
Zero	0	0.10	-	0	-
NO Span	400	399.7	-0.075	400.0	1.004
NO _x Span	400	399.9	-0.025	400.0	1.007

API Model TML-41M NO_x Analyzer Check List

Test Values	Observed Value	Units	Nominal Range
RANGE	500	PPB	500 standard
STABILITY (Zero Gas)	0.1	PPB	< 2 with zero air
SAMPLE FLOW	508	cc/min	500 ± 50
OZONE FLOW	78	cc/min	80 ± 15
PMT	103.1	mV	-20 - 150
AZERO	94.0	mV	-20 - 150
HVPS	674	V	420 - 900 constant
RCELL TEMP	50.5	°C	50 ± 1
BOX TEMP	29.2	°C	8 - 48
PMT TEMP	7.0	°C	7 ± 2
MOLY TEMP	314.9	°C	315 ± 5
RCELL PRESS	8.2	IN-Hg-A	2 - 10 constant
SAMPLE PRESS	28.4	IN-Hg-A	25 - 30 constant
NO Span Conc	400	PPB	20 - 20,000
NO _x Span Conc	400	PPB	20 - 20,000
NO Slope	1.004	-	1.0 ± 0.3
NO _x Slope	1.007	-	1.0 ± 0.3
NO Offset	1.2	mV	-20 to +150
NO _x Offset	0.8	mV	-20 to 150
Stability at Zero	0.1	PPB	< 0.2
Stability at Span	0.2	PPB	< 2 ppb @ 400 ppb span gas

Calibrated by :

Approved by :



บริษัท เอส.พี.เอส. คอนซัลติ้ง เซอร์วิส จำกัด
S.P.S. CONSULTING SERVICE CO., LTD.
7 ซอยพหลโยธิน 24 ถนนพหลโยธิน แขวงจอมพล เขตจตุจักร กรุงเทพฯ 10900
7 Soi Phaholyothin 24, Phaholyothin Rd., Jompol, Chatuchak, Bangkok 10900
Tel : (662) 939-4370-72, Fax : (662) 513-4221, E-mail : sale@spscon.com., www.spscon.com

CALIBRATION REPORT

CHEMILUMINESCENT NO / NO₂ / NO_x ANALYZER

DATE : 09 August 2022

BRAND : API

MODEL : 200E

NO. NOX-B07

SERIAL NO. 4338

Calibrator (Dilution System)

Brand : API

Model : 700

Last Cal. Date : 04 August 2022

Serial No. : 911

Reference Standard Gas

Standard Gas : Nitric Oxide (NO)

Cylinder No. : D636192

Certified Date : 20 April 2022

Expired Date : 20 April 2024

Cylinder Conc. : 49.1 ppm

CALIBRATING CONDITION

Pressure 1011 mmbar

Temp. 24.6 °C

% RH 49

CALIBRATION SETTING

Span	Initial Reading (Before Adj.),PPB			Final Reading (After Adj.),PPB	
	Expected Concentration	Analyzer Response	%Dif	Analyzer Response	Slope
Zero	0	0.11	-	0	-
NO Span	400	399.6	-0.100	400.0	0.999
NO _x Span	400	399.8	-0.050	400.0	1.004

API Model 200E NO_x Analyzer Check List

Test Values	Observed Value	Units	Nominal Range
RANGE	500	PPB	500 standard
STABILITY (Zero Gas)	0.1	PPB	< 2 with zero air
SAMPLE FLOW	507	cc/min	500 ± 50
OZONE FLOW	78	cc/min	80 ± 15
PMT	103.1	mV	-20 - 150
AZERO	94.0	mV	-20 - 150
HVPS	669	V	420 - 900 constant
RCELL TEMP	50.2	°C	50 ± 1
BOX TEMP	29.5	°C	8 - 48
PMT TEMP	7.0	°C	7 ± 2
MOLY TEMP	315.3	°C	315 ± 5
RCELL PRESS	8.4	IN-Hg-A	2 - 10 constant
SAMPLE PRESS	28.6	IN-Hg-A	25 - 30 constant
NO Span Conc	400	PPB	20 - 20,000
NO _x Span Conc	400	PPB	20 - 20,000
NO Slope	0.999	-	1.0 ± 0.3
NO _x Slope	1.004	-	1.0 ± 0.3
NO Offset	1.0	mV	-20 to +150
NO _x Offset	0.5	mV	-20 to 150
Stability at Zero	0.1	PPB	< 0.2
Stability at Span	0.2	PPB	< 2 ppb @ 400 ppb span gas

Calibrated by :

Approved by :



บริษัท เอส.พี.เอส. คอนซัลติ้ง เซอร์วิส จำกัด
S.P.S. CONSULTING SERVICE CO., LTD.
7 ซอยพหลโยธิน 24 ถนนพหลโยธิน แขวงจอมพล เขตจตุจักร กรุงเทพฯ 10900
7 Soi Phaholyothin 24, Phaholyothin Rd., Jompol, Chatuchak, Bangkok 10900
Tel : (662) 939-4370-72, Fax : (662) 513-4221, E-mail : sale@spscon.com., www.spscon.com

CALIBRATION REPORT

CHEMILUMINESCENT NO / NO₂ / NO_x ANALYZER

DATE : 12 September 2022

BRAND : API

MODEL : 200E

NO. NOX-B07

SERIAL NO. 4338

Calibrator (Dilution System)

Brand	: API	Model	: 700
Last Cal. Date	: 04 August 2022	Serial No.	: 911

Reference Standard Gas

Standard Gas	: Nitric Oxide (NO)	Cylinder No.	: D636192
Certified Date	: 20 April 2022	Expired Date	: 20 April 2024
		Cylinder Conc.	: 49.1 ppm

CALIBRATING CONDITION

Pressure 1011 mmbar Temp. 24.6 °C % RH 49

CALIBRATION SETTING

Span	Initial Reading (Before Adj.),PPB			Final Reading (After Adj.),PPB	
	Expected Concentration	Analyzer Response	%Dif	Analyzer Response	Slope
Zero	0	-0.10	-	0	-
NO Span	400	400.1	0.025	400.0	1.005
NO _x Span	400	400.3	0.075	400.0	1.009

API Model 200E NO_x Analyzer Check List

Test Values	Observed Value	Units	Nominal Range
RANGE	500	PPB	500 standard
STABILITY (Zero Gas)	0.1	PPB	< 2 with zero air
SAMPLE FLOW	505	cc/min	500 ± 50
OZONE FLOW	78	cc/min	80 ± 15
PMT	103.3	mV	-20 - 150
AZERO	94.2	mV	-20 - 150
HVPS	674	V	420 - 900 constant
RCELL TEMP	50.3	°C	50 ± 1
BOX TEMP	29.4	°C	8 - 48
PMT TEMP	7.1	°C	7 ± 2
MOLY TEMP	315.2	°C	315 ± 5
RCELL PRESS	8.4	IN-Hg-A	2 - 10 constant
SAMPLE PRESS	28.7	IN-Hg-A	25 - 30 constant
NO Span Conc	400	PPB	20 - 20,000
NO _x Span Conc	400	PPB	20 - 20,000
NO Slope	1.005	-	1.0 ± 0.3
NO _x Slope	1.009	-	1.0 ± 0.3
NO Offset	1.4	mV	-20 to +150
NO _x Offset	0.9	mV	-20 to 150
Stability at Zero	0.1	PPB	< 0.2
Stability at Span	0.2	PPB	< 2 ppb @ 400 ppb span gas

Calibrated by : _____

Approved by : _____



บริษัท เอส.พี.เอส. คอนซัลติ้ง เซอร์วิส จำกัด

S.P.S. CONSULTING SERVICE CO., LTD.

7 ซอยพหลโยธิน 24 ถนนพหลโยธิน แขวงจอมพล เขตจตุจักร กรุงเทพฯ 10900

7 Soi Phaholyothin 24, Phaholyothin Rd., Jompol, Chatuchak, Bangkok 10900

Tel : (662) 939-4370-72. Fax : (662) 513-4221. E-mail : sale@spscon.com.. www.spscon.com

CALIBRATION REPORT

CHEMILUMINESCENT NO / NO₂ / NO_x ANALYZER

DATE : 16 October 2022

BRAND : API

MODEL : 200E

NO. NOX-B05

SERIAL NO. 2284

Calibrator (Dilution System)

Brand : API

Model : 700

Last Cal. Date : 04 August 2022

Serial No. : 911

Reference Standard Gas

Standard Gas : Nitric Oxide (NO)

Cylinder No. : D636192

Certified Date : 20 April 2022

Expired Date : 20 April 2024

Cylinder Conc. : 49.1 ppm

CALIBRATING CONDITION

Pressure 1011 mmbar

Temp. 24.5 °C

% RH 49

CALIBRATION SETTING

Span	Initial Reading (Before Adj.), PPB			Final Reading (After Adj.), PPB	
	Expected Concentration	Analyzer Response	%Dif	Analyzer Response	Slope
Zero	0	-0.10	-	0	-
NO Span	400	400.1	0.025	400.0	1.008
NO _x Span	400	400.3	0.075	400.0	1.011

API Model 200E NO_x Analyzer Check List

Test Values	Observed Value	Units	Nominal Range
RANGE	500	PPB	500 standard
STABILITY (Zero Gas)	0.1	PPB	< 2 with zero air
SAMPLE FLOW	505	cc/min	500 ± 50
OZONE FLOW	78	cc/min	80 ± 15
PMT	103.0	mV	-20 - 150
AZERO	94.2	mV	-20 - 150
HVPS	670	V	420 - 900 constant
RCELL TEMP	50.1	°C	50 ± 1
BOX TEMP	29.2	°C	8 - 48
PMT TEMP	7.4	°C	7 ± 2
MOLY TEMP	314.9	°C	315 ± 5
RCELL PRESS	8.3	IN-Hg-A	2 - 10 constant
SAMPLE PRESS	28.5	IN-Hg-A	25 - 30 constant
NO Span Conc	400	PPB	20 - 20,000
NO _x Span Conc	400	PPB	20 - 20,000
NO Slope	1.008	-	1.0 ± 0.3
NO _x Slope	1.011	-	1.0 ± 0.3
NO Offset	1.6	mV	-20 to +150
NO _x Offset	1.0	mV	-20 to 150
Stability at Zero	0.1	PPB	< 0.2
Stability at Span	0.2	PPB	< 2 ppb @ 400 ppb span gas

Calibrated by :

Approved by :



บริษัท เอส.พี.เอส. คอนซัลติ้ง เซอร์วิส จำกัด

S.P.S. CONSULTING SERVICE CO., LTD.

7 ซอยพหลโยธิน 24 ถนนพหลโยธิน แขวงจตุจักร กรุงเทพฯ 10900

7 Soi Phaholyothin 24, Phaholyothin Rd., Jompol, Chatuchak, Bangkok 10900

Tel : (662) 939-4370-72. Fax : (662) 513-4221. E-mail : sale@spscon.com, www.spscon.com

CALIBRATION REPORT

CHEMILUMINESCENT NO / NO₂ / NO_x ANALYZER

DATE : 16 November 2022

BRAND : API

MODEL : 200E

NO. NOX-B05

SERIAL NO. 2284

Calibrator (Dilution System)

Brand	: API	Model	: 700
Last Cal. Date	: 04 August 2022	Serial No.	: 911

Reference Standard Gas

Standard Gas	: Nitric Oxide (NO)	Cylinder No.	: D636192
Certified Date	: 20 April 2022	Expired Date	: 20 April 2024
		Cylinder Conc.	: 49.1 ppm

CALIBRATING CONDITION

Pressure 1011 mmbar Temp. 24.5 °C % RH 49

CALIBRATION SETTING

Span	Initial Reading (Before Adj.), PPB			Final Reading (After Adj.), PPB	
	Expected Concentration	Analyzer Response	%Dif	Analyzer Response	Slope
Zero	0	-0.10	-	0	-
NO Span	400	400.1	0.025	400.0	1.006
NO _x Span	400	400.2	0.050	400.0	1.010

API Model 200E NO_x Analyzer Check List

Test Values	Observed Value	Units	Nominal Range
RANGE	500	PPB	500 standard
STABILITY (Zero Gas)	0.1	PPB	< 2 with zero air
SAMPLE FLOW	505	cc/min	500 ± 50
OZONE FLOW	78	cc/min	80 ± 15
PMT	103.5	mV	-20 - 150
AZERO	94.2	mV	-20 - 150
HVPS	670	V	420 - 900 constant
RCELL TEMP	50.1	°C	50 ± 1
BOX TEMP	29.2	°C	8 - 48
PMT TEMP	7.4	°C	7 ± 2
MOLY TEMP	314.9	°C	315 ± 5
RCELL PRESS	8.3	IN-Hg-A	2 - 10 constant
SAMPLE PRESS	28.5	IN-Hg-A	25 - 30 constant
NO Span Conc	400	PPB	20 - 20,000
NO _x Span Conc	400	PPB	20 - 20,000
NO Slope	1.006	-	1.0 ± 0.3
NO _x Slope	1.010	-	1.0 ± 0.3
NO Offset	1.4	mV	-20 to +150
NO _x Offset	0.9	mV	-20 to 150
Stability at Zero	0.1	PPB	< 0.2
Stability at Span	0.2	PPB	< 2 ppb @ 400 ppb span gas

Calibrated by :

Approved by :



บริษัท เอส.พี.เอส. คอนซัลติ้ง เซอร์วิส จำกัด

S.P.S. CONSULTING SERVICE CO., LTD.

7 ซอยพหลโยธิน 24 ถนนพหลโยธิน แขวงจตุจักร กรุงเทพฯ 10900

7 Soi Phaholyothin 24, Phaholyothin Rd., Jompol, Chatuchak, Bangkok 10900

Tel : (662) 939-4370-72, Fax : (662) 513-4221, E-mail : sale@spscon.com., www.spscon.com

CALIBRATION REPORT

CHEMILUMINESCENT NO / NO₂ / NO_x ANALYZER

DATE : 14 December 2022

BRAND : API

MODEL : 200E

NO. NOX-B09

SERIAL NO. 4412

Calibrator (Dilution System)

Brand : API Model : 700
Last Cal. Date : 04 August 2022 Serial No. : 911

Reference Standard Gas

Standard Gas : Nitric Oxide (NO) Cylinder No. : D636192
Certified Date : 20 April 2022 Expired Date : 20 April 2024 Cylinder Conc. : 49.1 ppm

CALIBRATING CONDITION

Pressure 1011 mmbar Temp. 24.6 °C % RH 49

CALIBRATION SETTING

Span	Initial Reading (Before Adj.),PPB			Final Reading (After Adj.),PPB	
	Expected Concentration	Analyzer Response	%Dif	Analyzer Response	Slope
Zero	0	-0.10	-	0	-
NO Span	400	399.7	-0.075	400.0	1.004
NO _x Span	400	400.1	0.025	400.0	1.007

API Model 200E NO_x Analyzer Check List

Test Values	Observed Value	Units	Nominal Range
RANGE	500	PPB	500 standard
STABILITY (Zero Gas)	0.1	PPB	< 2 with zero air
SAMPLE FLOW	507	cc/min	500 ± 50
OZONE FLOW	78	cc/min	80 ± 15
PMT	103.2	mV	-20 - 150
AZERO	94.1	mV	-20 - 150
HVPS	673	V	420 - 900 constant
RCELL TEMP	50.2	°C	50 ± 1
BOX TEMP	29.5	°C	8 - 48
PMT TEMP	7.1	°C	7 ± 2
MOLY TEMP	315.2	°C	315 ± 5
RCELL PRESS	8.4	IN-Hg-A	2 - 10 constant
SAMPLE PRESS	28.6	IN-Hg-A	25 - 30 constant
NO Span Conc	400	PPB	20 - 20,000
NO _x Span Conc	400	PPB	20 - 20,000
NO Slope	1.004	-	1.0 ± 0.3
NO _x Slope	1.007	-	1.0 ± 0.3
NO Offset	1.1	mV	-20 to +150
NO _x Offset	0.7	mV	-20 to 150
Stability at Zero	0.1	PPB	< 0.2
Stability at Span	0.2	PPB	< 2 ppb @ 400 ppb span gas

Calibrated by : _____

Approved by : _____



CERTIFICATE No : 22M2570
REFERENCE No : 64386-4

PAGE : 1 OF 2

Certificate of Calibration

EQUIPMENT : DIGITAL BALANCE
MANUFACTURER : METTLER TOLEDO
MODEL : XSR 105DU
SERIAL No : B926859981
ID No : BA 10/62
CONDITION AS RECEIVED : USED ITEM
SUBMITTED BY : S.P.S. CONSULTING SERVICE CO., LTD.
7 SOI PHAHOLYOTHIN 24, PHAHOLYOTHIN RD.,
JOMPOL, CHATUCHAK, BANGKOK 10900

CALIBRATED BY : _____

CALIBRATION DATE : 11-Mar-22

APPROVED BY : _____

ISSUED DATE : 17-Mar-22

RECEIVED DATE : 11-Mar-22

THIS CERTIFICATE MAY NOT BE REPRODUCED OTHER THAN IN FULL EXCEPT WITH THE PRIOR WRITTEN APPROVAL OF
QUALITY CALIBRATION CO., LTD.



CERTIFICATE No : 22M2570

PAGE : 2 OF 2

Calibration Report

EQUIPMENT : DIGITAL BALANCE MODEL : XSR 105DU
MANUFACTURER : METTLER TOLEDO S/N : B926859981
ID No : BA 10/62 RECEIVED DATE : 11-Mar-22
AIR PRESSURE : 1008mbar \pm 1mbar CALIBRATION DATE : 11-Mar-22
AMBIENT TEMPERATURE : 22° C \pm 1° C RELATIVE HUMIDITY : 49 %RH \pm 10 % RH

CONDITION OF THIS RESULTS OF CALIBRATION

1. THIS INSTRUMENT WAS CALIBRATED BY ACCORDING TO UKAS LAB 14 EDITION 6:2019 BY USING KNOWN WEIGHT STANDARD WEIGHT. THE BALANCE WAS NOT ADJUSTED BEFORE CALIBRATION. THE BALANCE HAS NO ZERO TRACKING FUNCTION. REPEATABILITY WAS MEASURED BY USING 10 REPEATED MEASUREMENTS. LINEARITY WAS MEASURED COVERING 10 POINTS, EVENLY SPREAD OVER THE RANGE. THE INSTRUMENT WAS SET ZERO BEFORE PERFORMING THE LINEARITY TEST. OFF-CENTER LOADING WAS MEASURED BY USING STANDARD WEIGHTS PLACED ON THE PAN AND MOVED TO VARIOUS POSITIONS ON THE PAN.

2. REFERENCE STANDARD INSTRUMENTS :-

<u>INSTRUMENT</u>	<u>MODEL</u>	<u>SERIAL No</u>	<u>CERTIFICATE No</u>	<u>DUE DATE</u>
1) STANDARD WEIGHT SET	E2	QK-I-151	C02210415	09-Feb-23

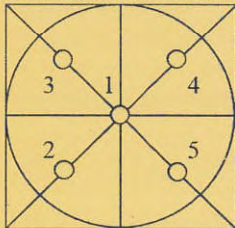
3. THIS RESULT WAS FOUND ACCURATE AS SHOWN ON DATE AND PLACE OF CALIBRATION ONLY.
4. THIS RESULT EXCLUDE LONG TERM STABILITY OF THE UNIT UNDER CALIBRATION.
5. THIS CERTIFICATE IS TRACEABLE TO THE INTERNATIONAL SYSTEM OF UNIT MAINTAINED AT:-
- NATIONAL INSTITUTE OF METROLOGY (THAILAND) THROUGH CENTRAL BUREAU OF WEIGHTS&MEASURES

RESULT OF CALIBRATION :- WITHOUT ADJUSTMENT

1. ZERO SETTING FUNCTION : NORMAL
2. TARE FUNCTION : NORMAL
3. REPEATABILITY OF READING AT 20 g WAS 0.000014 g
4. REPEATABILITY OF READING AT 100 g WAS 0.000042 g
5. DEPARTURE FROM NOMINAL VALUE/ LINEARITY

NOMINAL VALUE (g)	BALANCE READING (g)	CORRECTION (g)	UNCERTAINTY (\pm g)
0.00	0.00000	0.00000	0.000051
0.02	0.01999	0.00001	0.000051
0.10	0.10000	0.00000	0.000052
0.20	0.20001	-0.00001	0.000050
0.50	0.50002	-0.00002	0.000051
1.00	1.00002	-0.00002	0.000052
2.00	2.00002	-0.00002	0.000052
5.00	5.00003	-0.00003	0.000054
10.00	10.00007	-0.00007	0.000058
20.00	20.00007	-0.00007	0.000067
50.00	50.0000	0.0000	0.00011
100.00	100.0001	-0.0001	0.00019
120.00	120.0001	-0.0001	0.00022

6. OFF CENTER LOADING ERROR




POINT	READING (g)	
1	10.00003	50.0000
2	10.00003	50.0000
3	10.00004	50.0000
4	10.00003	49.9999
5	10.00003	50.0000
OFF-CENTER LOADING	0.00001	0.0001

NOTE: THIS CALIBRATION WAS CARRIED OUT AT THE CUSTOMER'S PLACE AT PRODUCTION AREA
THE REPORTED UNCERTAINTY OF MEASUREMENT WAS BASED ON A STANDARD UNCERTAINTY MULTIPLIED BY A COVERAGE FACTOR $k=2$, PROVIDING A LEVEL OF CONFIDENCE APPROXIMATELY 95%.

END OF CALIBRATION REPORT

Lambda UV Preventive Maintenance (PM)

Company Name:	S.P.S. CONSULTING SERVICE CO., LTD.		
Address:	7, Soi Phaholyothin24, Ladyao, Jatujak, Bangkok		
User Name:		WO Number:	WO-01550999
Telephone Number:		PM Number:	6 of 6 P
Customer Support Engineer:		Certificate Number:	UV2004-2022
Date PM Performed: (DD-MMM-YYYY)	25-Jan-2022	Next PM Due Date: (DD-MMM-YYYY)	25-Jul-2022

Part Number	Release	Publication Date	
09370504	B	March 2013	

Scope

The purpose of this PM is to ensure the continued functionality of the PerkinElmer Lambda UV/Vis Spectrophotometer by inspecting and replacing any worn or damaged parts. This service should only be performed by a trained representative of PerkinElmer. The customer should save their method before the PM begins.

General Instructions:

The customer must provide the engineer operational data to demonstrate recent instrument performance prior to starting the PM. Always check with the customer before making any changes that may affect the customer's analysis should be signed by an authorized PerkinElmer and customer representative and left with the customer. Update the PM sticker and instrument logbook as required.

Copyright Information

This document contains proprietary information that is protected by copyright. All rights are reserved. No part of this publication may be reproduced in any form whatsoever or translated into any language without the prior, written permission of PerkinElmer, Inc. Copyright © 2009 PerkinElmer, Inc.

Trademarks

Registered names, trademarks, etc. used in this document, even when not specifically marked as such, are protected by law. PerkinElmer is a registered trademark of PerkinElmer, Inc. All other trademarks and registered trademarks not owned by PerkinElmer, Inc. or its subsidiaries that are depicted herein are the property of their respective owners. Except as specifically set forth in its terms and conditions of sale, PerkinElmer makes no Warranty of any kind with regard to this document, including, but not limited to, the implied warranties of merchantability and fitness for a particular purpose. PerkinElmer shall not be liable for incidental or consequential damages in connection with the furnishing or use of this document.

Component List

Component Specific Model	Serial #	Software Version		Configuration Notes
Lambda 25	501S14123010	6.2.0.0741	STD	1.27
NA	NA	NA	NA	NA

Parts Lists

Parts Included with the PM				
Part Number (if applicable)	Description	Quantity	Serial Number	Expiration Date (MM/YY)
B250 0099	Stray Light standard			
	Nal cell	1	1943	Jan-22
	NaNO2 cell	1	2963	
	KCl cell	1	31030	
	H2O	1	71497	
B050 7805	Secondary Standards for calibration of wavelength and photometric accuracy or use NBS/NIST 390 standards			
	Gray Glass G1	1	2926	Jan-22
	Gray Glass G2	1	3501	
	Gray Glass G3	1	2552	
	Holmium Glass	1	1085	

Additional Tools Required for PM					
Part Number (if applicable)	Description	Quantity	Serial #		Remark
-	-	-	-	-	-
-	-	-	-	-	-
-	-	-	-	-	-

Additional Reagents and Standards Required for PM					
Part Number (if applicable)	Description	Quantity	Batch/Lot #		Expiration Date (MM/YY)
-	-	-	-	-	-
-	-	-	-	-	-
-	-	-	-	-	-

Procedure Checklist

Use (✓) to check off those steps in the checklist that have been completed.

1. General:

- ☒ Review the instrument performance with the customer and document any recent problems.
- ☒ Inspect the customer log book and make any appropriate PM entries.
- ☒ Perform general inspection of system for cleanliness.

2. Optical checks:

- ☒ Lamp Alignment/Energy
- ☒ Sample Compartment Windows/Monochromator
- ☒ Mirror and Grating Alignment
- ☒ Cell Holder Alignment

3. Mechanical:

- ☒ Physical inspection – Please write any comments in the additional comments section.
- ☒ Grating Drive Mechanism.
- ☒ Lamp Change Mechanism.
- ☐ Slit Drive Manual Servo.

4. Test:

Refer to Appendix A for the specifications of the instrument being tested.

- ☒ D2 Wavelength accuracy

	Actual Value	Specification
Accuracy at 656.1 nm	656.16	± 0.1

☒ Holmium Oxide wavelength accuracy

Filter ID #		1085		
Test	Calibration Value	Actual Value	Deviation	Specification
279.3 nm	279.3	279.39	-0.09	± 0.5
360.8 nm	360.9	360.93	-0.03	± 0.5
459.9 nm	460.0	460.07	-0.07	± 0.5
536.4 nm	536.2	536.40	-0.20	± 0.5

☒ Scattered Light.

Test	Filter ID #	Result	Specification
Nal @ 220 nm	1943	0.0133	< 0.02 %T
NaNO ₂ @ 340 nm	2963	-0.1296	< 0.02 %T
NaNO ₂ @ 370 nm	2963	-0.0002	< 0.02 %T
KCl @ 200 nm	31030	2.4808	≥ 2 A

☒ Baseline Flatness.

Corrected Baseline	Specification
0.000163	± 0.001 A

☒ Noise Test @ 500 nm.

Actual Value	Specification
0.0000240	± 0.00008 A

☒ Photometric Accuracy.

Filter 1 ID #		2926		
Test	Calibrated Value	Actual Value	Deviation	Specification
440 nm	0.3483	0.3493	-0.0010	± 0.006 A
546 nm	0.3029	0.3046	-0.0017	± 0.006 A
635 nm	0.3200	0.3232	-0.0032	± 0.006 A
Filter 2 ID #		3501		
Test	Calibrated Value	Actual Value	Deviation	Specification
440 nm	1.001	1.0024	-0.0014	± 0.006 A
546 nm	0.9797	0.9813	-0.0016	± 0.006 A
635 nm	1.0285	1.0325	-0.0040	± 0.006 A
Filter 3 ID #		2552		
Test	Calibrated Value	Actual Value	Deviation	Specification
440 nm	0.489	0.4935	-0.0045	± 0.006 A
546 nm	0.4582	0.4595	-0.0013	± 0.006 A
635 nm	0.5046	0.5075	-0.0029	± 0.006 A

5. Accessory (where applicable):

- ☐ Integrating Sphere
- ☐ Reflecting Attachment
- ☐ Cell Changer
- ☐ Sipper
- ☐ Auto Sampler

6. Review:

- ☒ Review with the customer PM work performed.
- ☒ Review with the customer routine maintenance procedures.
- ☒ Discuss recommended customer-supplied materials to have on hand
- ☒ Attach PM sticker.
- ☒ Update Logbook.

Additional Comments

Additional Comments Regarding the PM

Review

<p><i>The preventive maintenance checks and if applicable performance tests for Lambda UV have been completed.</i></p>	
<p><i>This Lambda UV Passes <input checked="" type="checkbox"/> Fails <input type="checkbox"/> the preventive maintenance.</i></p>	
<p>Review of Preventive Maintenance:</p>	
<p>Authorized PerkinElmer Representative:</p> <div style="background-color: #f0f0f0; width: 150px; height: 30px; margin-top: 10px;"></div>	<p>Date:</p> <p>25-Jan-2022 (DD-MM-YYYY)</p>
<p>Authorized Customer Representative:</p>	<p>Date:</p> <p>25-Jan-2022 (DD-MM-YYYY)</p>

Lambda UV Preventive Maintenance (PM)

Company Name:	S.P.S. CONSULTING SERVICE CO., LTD.		
Address:	7 Phaholyothin 24 Chompol Chatujak Bangkok		
User Name:	<input type="text"/>	WO Number:	WO-01808592
Telephone Number:	<input type="text"/>	PM Number:	1 of 6
Customer Support Engineer:	<input type="text"/>	Certificate Number:	UV5077-2022
Date PM Performed: (DD-MMM-YYYY)	22-Jul-2022	Next PM Due Date: (DD-MMM-YYYY)	22-Jan-2023

Scope

The purpose of this PM is to ensure the continued functionality of the PerkinElmer Lambda UV/Vis Spectrophotometer by inspecting and replacing any worn or damaged parts. This service should only be performed by a trained representative of PerkinElmer. The customer should save their method before the PM begins.

General Instructions:

The customer must provide the engineer operational data to demonstrate recent instrument performance prior to starting the PM. Always check with the customer before making any changes that may affect the customer's analysis should be signed by an authorized PerkinElmer and customer representative and left with the customer. Update the PM sticker and instrument logbook as required.

Copyright Information

This document contains proprietary information that is protected by copyright. All rights are reserved. No part of this publication may be reproduced in any form whatsoever or translated into any language without the prior, written permission of PerkinElmer, Inc. Copyright © 2009 PerkinElmer, Inc.

Trademarks

Registered names, trademarks, etc. used in this document, even when not specifically marked as such, are protected by law. PerkinElmer is a registered trademark of PerkinElmer, Inc. All other trademarks and registered trademarks not owned by PerkinElmer, Inc. or its subsidiaries that are depicted herein are the property of their respective owners. Except as specifically set forth in its terms and conditions of sale, PerkinElmer makes no Warranty of any kind with regard to this document, including, but not limited to, the implied warranties of merchantability and fitness for a particular purpose. PerkinElmer shall not be liable for incidental or consequential damages in connection with the furnishing or use of this document.

Component List

Component Specific Model	Serial #	Software Version		Configuration Notes
LAMBDA25	501S14123010	6.2.0.0741	STD	1.27
NA	NA	NA	NA	NA

Standard Lists

Part Number (If applicable)	Description	Quantity	Batch/Lot/SN#	Expiration Date (MM-YY)
B250 0999	Stray Light Standard			
	Nal	1	1943	Mar/23
	NaNO2	1	2963	
	KCl	1	31030	
	H2O	1	71497	
B050-7805	Secondary Standard for calibration of wavelength and photometric accuracy or use NBS/NIST 930 standards			
	Gray Glass G1	1	2926	Mar/23
	Gray Glass G2	1	3501	
	Gray Glass G3	1	2552	
	Holmium Oxide	1	1085	
	NA	NA	NA	
	NA	NA	NA	

Additional Parts Required for PM					
Part Number (if applicable)	Description	Quantity	Serial #		Remark
NA	NA	NA	NA		NA
NA	NA	NA	NA		NA
NA	NA	NA	NA		NA

Additional Reagents and Standards Required for PM					
Part Number (if applicable)	Description	Quantity	Batch/Lot #		Expiration Date (MM/YY)
NA	NA	NA	NA	NA	NA
NA	NA	NA	NA	NA	NA
NA	NA	NA	NA	NA	NA

Procedure Checklist

Use (✓) to check off those steps in the checklist that have been completed.

1. General:

- ☒ Review the instrument performance with the customer and document any recent problems.
- ☒ Inspect the customer log book and make any appropriate PM entries.
- ☒ Perform general inspection of system for cleanliness.

2. Optical checks:

- ☒ Lamp Alignment/Energy
- ☒ Sample Compartment Windows/Monochromator
- ☒ Mirror and Grating Alignment
- ☒ Cell Holder Alignment

3. Mechanical:

- ☒ Physical inspection – Please write any comments in the additional comments section.
- ☒ Grating Drive Mechanism.
- ☒ Lamp Change Mechanism.
- ☒ Slit Drive Manual Servo.

4. Performance Test:

- ☒ D2 Wavelength accuracy

	Actual Value	Specification
Accuracy at 656.1 nm	656.12	± 0.1

- ☒ Holmium Oxide wavelength accuracy. (Specification ± 0.5 nm.)

Filter ID #		1085	
Test	Calibration Value	Actual Value	Deviation
279.3 nm	279.3	279.34	0.04
360.8 nm	360.8	360.9	0.10
459.9 nm	459.9	459.99	0.09
536.4 nm	536.2	536.35	0.15

- ☒ Stay Light.

Test	Filter ID #	Result	Specification
NaI @ 220 nm	1943	0.0193	< 0.02 %T
NaNO ₂ @ 340 nm	2963	0.0180	< 0.02 %T
NaNO ₂ @ 370 nm	2963	0.0172	< 0.02 %T
KCl @ 200 nm	31030	2.5258	≥ 2 A

- ☒ Baseline Flatness.

Corrected Baseline	Specification
0.000251	± 0.001 A

- ☒ Noise Test @ 500 nm.

Actual Value	Specification
0.000015	± 0.00008 A

☒ Photometric Accuracy. (Specification ± 0.006 A.)

Filter 1 ID #		2926	
Test	Calibrated Value	Actual Value	Deviation
440 nm	0.3487	0.3497	0.0010
546.1 nm	0.3038	0.3055	0.0017
635 nm	0.3215	0.3241	0.0026
Filter 2 ID #		3501	
Test	Calibrated Value	Actual Value	Deviation
440 nm	1.0009	1.0040	0.0031
546.1 nm	0.9795	0.9818	0.0023
635 nm	1.0302	1.0333	0.0031
Filter 3 ID #		2552	
Test	Calibrated Value	Actual Value	Deviation
440 nm	0.4940	0.4953	0.0013
546.1 nm	0.4583	0.4593	0.0010
635 nm	0.5058	0.5076	0.0018

5. Accessory (where applicable):

- ☐ Integrating Sphere
- ☐ Reflecting Attachment
- ☐ Cell Changer
- ☐ Sipper
- ☐ Auto Sampler


6. Review:

- ☒ Review with the customer PM work performed.
- ☒ Review with the customer routine maintenance procedures.
- ☒ Discuss recommended customer-supplied materials to have on hand
- ☒ Attach PM sticker.

Additional Comments

Additional Comments Regarding the PM

Review

<p><i>The preventive maintenance checks and if applicable performance tests for Lambda UV have been completed.</i></p>	
<p><i>This Lambda UV Passes <input checked="" type="checkbox"/> Fails <input type="checkbox"/> the preventive maintenance.</i></p>	
<p>Review of Preventive Maintenance:</p>	
<p>Authorized PerkinElmer Representative:</p> 	<p>Date:</p> <p>22/Jul/2022 (DD-MMM-YYYY)</p>
<p>Authorized Customer Representative:</p>	<p>Date:</p> <p>22/Jul/2022 (DD-MMM-YYYY)</p>



บริษัท เอส.พี.เอส. คอนซัลติ้ง เซอร์วิส จำกัด
S.P.S. CONSULTING SERVICE CO., LTD.
7 ซอยพหลโยธิน 24 ถนนพหลโยธิน แขวงจอมพล เขตจตุจักร กรุงเทพฯ 10900
7 Soi Phaholyothin 24, Phaholyothin Rd., Jompol, Chatuchak, Bangkok 10900
Tel : (662) 939-4370-72, Fax : (662) 513-4221, E-mail : sale@spscon.com., www.spscon.com

Calibration Report			
Total Hydrocarbon Analyzer			
Date :	04 July 2022	Brand :	HORIBA
		Model :	APHA-360CE
No.	B01	Serial No.	4211954001
Calibrator (Dilution System)			
Brand :	API	Model :	700
Last Cal. Date :	05 August 2021	Serial No. :	911
Reference Standard Gas			
Standard Gas :	Methane (CH ₄)	Cylinder No. :	D595075
Certified Date :	17 March 2015	Expired Date :	17 March 2023
		Cylinder Conc. :	456 ppm
Calibrating Condition			
Pressure	1011 mmbar	Temp.	24.5 °C
		% RH	49
		Start Time :	1:00 PM
Pre-Calibration Checks			
Change Particulate Filter	Yes	Station Temp :	25.0 °C
Leak Test	Yes		
Calibration Setting			
Span Set Point	Initial Reading (Before Adj)		Final Reading (After Adj)
	Expected Concentration (PPM)	Analyzer Response (PPM)	Analyzer Response (PPM)
Zero	0	-0.10	0
Span	10	10.03	10
Calibration Setting (Final)			
Span Instrument Gain:	0.997	Finish Time:	2:00 PM
APHA-360 Total Hydrocarbon Analyzer			
Test Values	Observed Value	Units	Nominal Range
Signal (CH ₄)	910.5	mV	800-1,350
Signal (THC)	915.8	mV	800-1,350
Detector	78.1	kPa	((Pressure Air/1013)x100)-20 ± 4 kPa
Purifier	19.0	kPa	8 - 25
NMC	258.3	°C	260 ± 10
Bypass	0.9	L / min	0.9 ± 0.3
Over Flow	0.8	L / Min	0.8

Calibrated by :

Approved by :



บริษัท เอส.พี.เอส. คอนซัลติ้ง เซอร์วิส จำกัด

S.P.S. CONSULTING SERVICE CO., LTD.

7 ซอยพหลโยธิน 24 ถนนพหลโยธิน แขวงจอมพล เขตจตุจักร กรุงเทพฯ 10900

7 Soi Phaholyothin 24, Phaholyothin Rd., Jompol, Chatuchak, Bangkok 10900

Tel : (662) 939-4370-72, Fax : (662) 513-4221, E-mail : sale@spscon.com., www.spscon.com

Calibration Report
Total Hydrocarbon Analyzer

Date : 01 August 2022

Brand : HORIBA

Model : APHA-360CE

No. B01

Serial No. 4211954001

Calibrator (Dilution System)

Brand : API

Model : 700

Last Cal. Date : 05 August 2021

Serial No. : 911

Reference Standard Gas

Standard Gas : Methane (CH₄)

Cylinder No. : D595075

Certified Date : 17 March 2015

Expired Date : 17 March 2023

Cylinder Conc. : 456 ppm

Calibrating Condition

Pressure 1011 mmbar

Temp. 24.6 °C

% RH 48

Start Time : 10:00 AM

Pre-Calibration Checks

Change Particulate Filter Yes

Station Temp : 25.0 °C

Leak Test Yes

Calibration Setting

Span Set Point	Initial Reading (Before Adj)		Final Reading (After Adj)
	Expected Concentration (PPM)	Analyzer Response (PPM)	Analyzer Response (PPM)
Zero	0	-0.10	0
Span	10	10.05	10

Calibration Setting (Final)

Span Instrument Gain: 0.996

Finish Time: 11:00 AM

APHA-360 Total Hydrocarbon Analyzer

Test Values	Observed Value	Units	Nominal Range
Signal (CH ₄)	911.3	mV	800-1,350
Signal (THC)	916.7	mV	800-1,350
Detector	78.2	kPa	((Pressure Air/1013)x100)-20 ± 4 kPa
Purifier	19.3	kPa	8 - 25
NMC	259.2	°C	260 ± 10
Bypass	0.9	L / min	0.9 ± 0.3
Over Flow	0.8	L / Min	0.8

Calibrated by :

Approved by :



บริษัท เอส.พี.เอส. คอนซัลติ้ง เซอร์วิส จำกัด
S.P.S. CONSULTING SERVICE CO., LTD.
7 ซอยพหลโยธิน 24 ถนนพหลโยธิน แขวงจตุจักร กรุงเทพฯ 10900
7 Soi Phaholyothin 24, Phaholyothin Rd., Jompol, Chatuchak, Bangkok 10900
Tel : (662) 939-4370-72, Fax : (662) 513-4221, E-mail : sale@spscon.com., www.spscon.com

Calibration Report Total Hydrocarbon Analyzer			
Date :	01 September 2022	Brand :	HORIBA
		Model :	APHA-360CE
No.	B01	Serial No.	4211954001
Calibrator (Dilution System)			
Brand :	API	Model :	700
Last Cal. Date :	04 August 2022	Serial No. :	911
Reference Standard Gas			
Standard Gas :	Methane (CH ₄)	Cylinder No. :	D595075
Certified Date :	17 March 2015	Expired Date :	17 March 2023
		Cylinder Conc. :	456 ppm
Calibrating Condition			
Pressure	1011 mmbar	Temp.	24.5 °C
		% RH	49
		Start Time :	9:00 AM
Pre-Calibration Checks			
Change Particulate Filter	Yes	Station Temp :	25.0 °C
Leak Test	Yes		
Calibration Setting			
Span Set Point	Initial Reading (Before Adj)		Final Reading (After Adj)
	Expected Concentration (PPM)	Analyzer Response (PPM)	Analyzer Response (PPM)
Zero	0	-0.10	0
Span	10	10.02	10
Calibration Setting (Final)			
Span Instrument Gain:	0.997	Finish Time:	10:00 AM
APHA-360 Total Hydrocarbon Analyzer			
Test Values	Observed Value	Units	Nominal Range
Signal (CH ₄)	910.4	mV	800-1,350
Signal (THC)	915.6	mV	800-1,350
Detector	77.8	kPa	((Pressure Air/1013)x100)-20 ± 4 kPa
Purifier	19.0	kPa	8 - 25
NMC	258.9	°C	260 ± 10
Bypass	0.9	L / min	0.9 ± 0.3
Over Flow	0.8	L / Min	0.8

Calibrated by :

Approved by :



บริษัท เอส.พี.เอส. คอนซัลติ้ง เซอร์วิส จำกัด
S.P.S. CONSULTING SERVICE CO., LTD.
7 ซอยพหลโยธิน 24 ถนนพหลโยธิน แขวงจอมพล เขตจตุจักร กรุงเทพฯ 10900
7 Soi Phaholyothin 24, Phaholyothin Rd., Jompol, Chatuchak, Bangkok 10900
Tel : (662) 939-4370-72. Fax : (662) 513-4221. E-mail : sale@spscn.com. www.spscn.com

Calibration Report Total Hydrocarbon Analyzer			
Date :	03 October 2022	Brand :	HORIBA
		Model :	APHA-360CE
No.	B01	Serial No.	4211954001
Calibrator (Dilution System)			
Brand :	API	Model :	700
Last Cal. Date :	04 August 2022	Serial No.	911
Reference Standard Gas			
Standard Gas :	Methane (CH ₄)	Cylinder No.	D595075
Certified Date :	17 March 2015	Expired Date :	17 March 2023
		Cylinder Conc.	456 ppm
Calibrating Condition			
Pressure	1011 mmbar	Temp.	24.6 °C
		% RH	48
		Start Time :	10:00 AM
Pre-Calibration Checks			
Change Particulate Filter	Yes	Station Temp :	25.0 °C
Leak Test	Yes		
Calibration Setting			
Span Set Point	Initial Reading (Before Adj)		Final Reading (After Adj)
	Expected Concentration (PPM)	Analyzer Response (PPM)	Analyzer Response (PPM)
Zero	0	0.10	0
Span	10	10.05	10
Calibration Setting (Final)			
Span Instrument Gain:	0.996	Finish Time:	11:00 AM
APHA-360 Total Hydrocarbon Analyzer			
Test Values	Observed Value	Units	Nominal Range
Signal (CH ₄)	911.2	mV	800-1,350
Signal (THC)	915.9	mV	800-1,350
Detector	78.0	kPa	((Pressure Air/1013)x100)-20 ± 4 kPa
Purifier	19.1	kPa	8 - 25
NMC	258.4	°C	260 ± 10
Bypass	0.9	L / min	0.9 ± 0.3
Over Flow	0.8	L / Min	0.8

Calibrated by : _____

Approved by : _____



บริษัท เอส.พี.เอส. คอนซัลติ้ง เซอร์วิส จำกัด

S.P.S. CONSULTING SERVICE CO., LTD.

7 ซอยพหลโยธิน 24 ถนนพหลโยธิน แขวงจอมพล เขตจตุจักร กรุงเทพฯ 10900

7 Soi Phaholyothin 24, Phaholyothin Rd., Jompol, Chatuchak, Bangkok 10900

Tel : (662) 939-4370-72, Fax : (662) 513-4221, E-mail : sale@spscon.com, www.spscon.com

Calibration Report			
Total Hydrocarbon Analyzer			
Date :	02 November 2022	Brand :	HORIBA
		Model :	APHA-360CE
No.	B01	Serial No.	4211954001
Calibrator (Dilution System)			
Brand :	API	Model :	700
Last Cal. Date :	04 August 2022	Serial No.	911
Reference Standard Gas			
Standard Gas :	Methane (CH ₄)	Cylinder No.	D595075
Certified Date :	17 March 2015	Expired Date :	17 March 2023
		Cylinder Conc.	456 ppm
Calibrating Condition			
Pressure	1011 mmbar	Temp.	24.6 °C
		% RH	48
		Start Time :	9:00 AM
Pre-Calibration Checks			
Change Particulate Filter	Yes	Station Temp :	25.0 °C
Leak Test	Yes		
Calibration Setting			
Span Set Point	Initial Reading (Before Adj)		Final Reading (After Adj)
	Expected Concentration (PPM)	Analyzer Response (PPM)	Analyzer Response (PPM)
Zero	0	-0.10	0
Span	10	10.03	10
Calibration Setting (Final)			
Span Instrument Gain:	0.997	Finish Time:	10:00 AM
APHA-360 Total Hydrocarbon Analyzer			
Test Values	Observed Value	Units	Nominal Range
Signal (CH ₄)	912.3	mV	800-1,350
Signal (THC)	916.8	mV	800-1,350
Detector	77.9	kPa	((Pressure Air/1013)x100)-20 ± 4 kPa
Purifier	19.2	kPa	8 - 25
NMC	259.1	°C	260 ± 10
Bypass	0.9	L / min	0.9 ± 0.3
Over Flow	0.8	L / Min	0.8

Calibrated by :

Approved by :



บริษัท เอส.พี.เอส. คอนซัลติ้ง เซอร์วิส จำกัด
S.P.S. CONSULTING SERVICE CO., LTD.
7 ซอยพหลโยธิน 24 ถนนพหลโยธิน แขวงจอมพล เขตจตุจักร กรุงเทพฯ 10900
7 Soi Phaholyothin 24, Phaholyothin Rd., Jompol, Chatuchak, Bangkok 10900
Tel : (662) 939-4370-72, Fax : (662) 513-4221, E-mail : sale@spscon.com., www.spscon.com

Calibration Report Total Hydrocarbon Analyzer			
Date :	02 December 2022	Brand :	HORIBA
No.	B01	Model :	APHA-360CE
		Serial No.	4211954001
Calibrator (Dilution System)			
Brand :	API	Model :	700
Last Cal. Date :	04 August 2022	Serial No.	911
Reference Standard Gas			
Standard Gas :	Methane (CH ₄)	Cylinder No.	D595075
Certified Date :	17 March 2015	Expired Date :	17 March 2023
		Cylinder Conc.	456 ppm
Calibrating Condition			
Pressure	1011 mmbar	Temp.	24.5 °C
		% RH	49
		Start Time :	10:00 AM
Pre-Calibration Checks			
Change Particulate Filter	Yes	Station Temp :	25.0 °C
Leak Test	Yes		
Calibration Setting			
Span Set Point	Initial Reading (Before Adj)		Final Reading (After Adj)
	Expected Concentration (PPM)	Analyzer Response (PPM)	Analyzer Response (PPM)
Zero	0	0.11	0
Span	10	10.02	10
Calibration Setting (Final)			
Span Instrument Gain:	0.997	Finish Time:	11:00 AM
APHA-360 Total Hydrocarbon Analyzer			
Test Values	Observed Value	Units	Nominal Range
Signal (CH ₄)	912.5	mV	800-1,350
Signal (THC)	917.1	mV	800-1,350
Detector	77.8	kPa	((Pressure Air/1013)x100)-20 ± 4 kPa
Purifier	19.0	kPa	8 - 25
NMC	259.5	°C	260 ± 10
Bypass	0.9	L / min	0.9 ± 0.3
Over Flow	0.8	L / Min	0.8

Calibrated by :

Approved by :

เอกสาร 5-2

เอกสารสอบเทียบเครื่องมือตรวจวิเคราะห์ระดับเสียง

Request No. 21-65/0455

MTC No. EEL. BP. 41/0465

CALIBRATION CERTIFICATE

Submitted by : S.P.S. Consulting Service Co.,Ltd.

Address : 7 Soi Phaholyothin 24, Phaholyothin Road, Jompol, Chatuchak, Bangkok 10900.

Calibrated at : Electrical and Electronic Standards Laboratory, Industrial Metrology and Testing Service Centre.
: Soi 1C, Bangpoo Industrial Estate, Sukhumvit Rd., Muang, Samutprakan 10280.

Instrument Calibrated :

Description : Sound Calibrator

Manufacturer : ACO

Model : 2127

Serial No. : 130006

Ambient Environment

Temperature : $(23 \pm 3) ^\circ\text{C}$

Relative Humidity : $(50 \pm 15) \%$

Ambient Pressure : $(101.325 \pm 1.500) \text{ kPa}$

Standards used : 1. Digital Function Synthesizer NF Electronic DF-193A S/N 122037.

2. Measuring Amplifier Bruel&Kjaer 2636 S/N 1537484.

3. Programmable Attenuator Tamagawa TPA-303A S/N OF 2214.

4. Digital Multimeter Agilent 34401A S/N MY44005560.

5. Pressure Transmitter Vaisala PTB202AD S/N T0650001.

6. Audio Analyzer Keithley 2015-P S/N 4106495.

7. Condenser Microphone Bruel&Kjaer 4180 S/N 2889871.

Calibration Procedure: CP-102-04 based on IEC 60942-2003. The sound pressure level of instrument was measured by standard microphone using an insert voltage technique.

This instrument has been calibrated against standards maintained at Electrical and Electronic Standards Laboratory (EEL), which are traceable to the International System of Units through the National Institute of Metrology (Thailand).

The information on actual reading is attached herewith and the uncertainty limits quoted refer to the measured values only.

Date of Receipt : 22 Apr. 2022

Date of Calibration : 28 Apr. 2022

The results relate only to the items tested/calibrated or value assigned.

Advertising the Report/Certificate and publicity of the results except in full are prohibited unless written permission is obtained from the governor of TISTR.

THAILAND INSTITUTE OF SCIENTIFIC AND TECHNOLOGICAL RESEARCH (TISTR)

Request No. 21-65/0455

MTC No. EEL. BP. 41/0465

The reported expanded uncertainty is based upon a standard uncertainty multiplied by a coverage factor $k = 2$, providing a level of confidence of approximately 95%.

Nominal Output of Unit Under Test = 94 dB re 20 μ Pa at 1000 Hz

Acoustic Output in dB re 20 μ Pa, Corrected to Reference Conditions: 101.325 kPa, 23.0 °C and 50 %RH.

1. Sound Pressure Level

Standard Microphone Type	Measured Sound Pressure Level (dB)	Deviated value (dB)	Uncertainty (dB)	Tolerance limit IEC60942:2003 Class 1
1/2 inch Bruel&Kjaer 4180	93.93	-0.07	± 0.10	± 0.40 dB

2. Frequency


Standard Microphone Type	Measured Frequency (Hz)	Deviated value (Hz)	Uncertainty (Hz)	Tolerance limit IEC60942:2003 Class 1
1/2 inch Bruel&Kjaer 4180	999.9	-0.1	± 1.5	$\pm 1.0\%$

3. Total Distortion

Standard Microphone Type	Measured Total Distortion (%)	Uncertainty (%)	Tolerance limit IEC60942:2003 Class 1
1/2 inch Bruel&Kjaer 4180	1.44	± 0.50	$\pm 3.0\%$

- Note :
1. No adjustment.
 2. The calibrator pressure correction was not included.
 3. The microphone volume correction was not included.

Calibrated by :



Approved by :



Date of Calibration : 28 Apr. 2022

Date of Issue : 28 Apr. 2022

Electrical and Electronic Standards Laboratory
Industrial Metrology and Testing Service Centre

Ref : 2011265042601787001

2 / 2

End of Certificate

The results relate only to the items tested/calibrated or value assigned.

Advertising the Report/Certificate and publicity of the results except in full are prohibited unless written permission is obtained from the governor of TISTR.



บริษัท เอส.พี.เอส. คอนซัลติ้ง เซอร์วิส จำกัด
S.P.S. CONSULTING SERVICE CO., LTD.
7 ซอยพหลโยธิน 24 ถนนพหลโยธิน แขวงจอมพล เขตจตุจักร กรุงเทพฯ 10900
7 Soi Phaholyothin 24, Phaholyothin Rd., Jompol, Chatuchak, Bangkok 10900
Tel : (662) 939-4370-72, Fax : (662) 513-4221, E-mail : sale@spscon.com., www.spscon.com

Noise B_455/22

Sound Level Meter Calibration Report

Acoustic Calibrator Data

Brand	ACO	Number	AC 03/56
Model	2127	Serial No.	130006
Calibration Range	94 dB, 1000 Hz	Last Calibration	28 April 2022
		Due Date	28 April 2023

Calibration Data

Sound Level Meter Data				Calibration Data		
SLM No.	Brand	Model	Serial No.	Date	Actual Reading [dB]	
					Before Adjustment	After Adjustment
ACO-B05	ACO	6236	00142002	09 August 2022	93.9	94.0
Acoustic Certified Value : Thailand Institute of Scientific and Technological Research (TISTR)					93.93 ± 0.10 dB	

Calibrated by :

Approved by :



บริษัท เอส.พี.เอส. คอนซัลติ้ง เซอร์วิส จำกัด
S.P.S. CONSULTING SERVICE CO., LTD.
7 ซอยพหลโยธิน 24 ถนนพหลโยธิน แขวงจอมพล เขตจตุจักร กรุงเทพฯ 10900
7 Soi Phaholyothin 24, Phaholyothin Rd., Jompol, Chatuchak, Bangkok 10900
Tel : (662) 939-4370-72, Fax : (662) 513-4221, E-mail : sale@spscon.com., www.spscon.com

Noise B_419/22

Sound Level Meter Calibration Report

Acoustic Calibrator Data

Brand	ACO	Number	AC 03/56
Model	2127	Serial No.	130006
Calibration Range	94 dB, 1000 Hz	Last Calibration	28 April 2022
		Due Date	28 April 2023

Calibration Data

Sound Level Meter Data				Calibration Data		
SLM No.	Brand	Model	Serial No.	Date	Actual Reading [dB]	
					Before Adjustment	After Adjustment
ACO-B24	ACO	6236	00182005	17 July 2022	93.9	94.0
Acoustic Certified Value : Thailand Institute of Scientific and Technological Research (TISTR)					93.93 ± 0.10 dB	

Calibrated by :

Approved by :



บริษัท เอส.พี.เอส. คอนซัลติ้ง เซอร์วิส จำกัด
S.P.S. CONSULTING SERVICE CO., LTD.
7 ซอยพหลโยธิน 24 ถนนพหลโยธิน แขวงจอมพล เขตจตุจักร กรุงเทพฯ 10900
7 Soi Phaholyothin 24, Phaholyothin Rd., Jompol, Chatuchak, Bangkok 10900
Tel : (662) 939-4370-72, Fax : (662) 513-4221, E-mail : sale@spscon.com, www.spscon.com

Noise B_524/22

Sound Level Meter Calibration Report

Acoustic Calibrator Data

Brand	RION	Number	AC 02/40
Model	NC-73	Serial No.	10727909
Calibration Range	94 dB, 1000 Hz	Last Calibration	24 August 2022
		Due Date	24 August 2023

Calibration Data

Sound Level Meter Data				Calibration Data		
SLM No.	Brand	Model	Serial No.	Date	Actual Reading [dB]	
					Before Adjustment	After Adjustment
NL 21-B19	RION	NL-21	00554237	12 September 2022	93.9	93.8
Acoustic Certified Value : Thailand Institute of Scientific and Technological Research (TISTR)					93.71 ± 0.10 dB	

Calibrated by :

Approved by :



บริษัท เอส.พี.เอส. คอนซัลติ้ง เซอร์วิส จำกัด

S.P.S. CONSULTING SERVICE CO., LTD.

7 ซอยพหลโยธิน 24 ถนนพหลโยธิน แขวงจอมพล เขตจตุจักร กรุงเทพฯ 10900

7 Soi Phaholyothin 24, Phaholyothin Rd., Jompol, Chatuchak, Bangkok 10900

Tel : (662) 939-4370-72, Fax : (662) 513-4221, E-mail : sale@spscon.com, www.spscon.com

Noise B_570/22

Sound Level Meter Calibration Report


Acoustic Calibrator Data

Brand	ACO	Number	AC 03/56
Model	2127	Serial No.	130006
Calibration Range	94 dB, 1000 Hz	Last Calibration	28 April 2022
		Due Date	28 April 2023

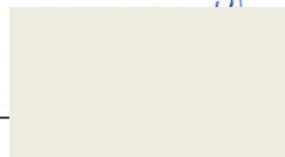
Calibration Data

Sound Level Meter Data				Calibration Data		
SLM No.	Brand	Model	Serial No.	Date	Actual Reading [dB]	
					Before Adjustment	After Adjustment
ACO-B31	ACO	6236	00182013	16 October 2022	93.9	94.0
Acoustic Certified Value : Thailand Institute of Scientific and Technological Research (TISTR)					93.93 ± 0.10 dB	

Calibrated by :



Approved by :





บริษัท เอส.พี.เอส. คอนซัลติ้ง เซอร์วิส จำกัด
S.P.S. CONSULTING SERVICE CO., LTD.
7 ซอยพหลโยธิน 24 ถนนพหลโยธิน แขวงจอมพล เขตจตุจักร กรุงเทพฯ 10900
7 Soi Phaholyothin 24, Phaholyothin Rd., Jompol, Chatuchak, Bangkok 10900
Tel : (662) 939-4370-72, Fax : (662) 513-4221, E-mail : sale@spscon.com, www.spscon.com

Noise B_615/22

Sound Level Meter Calibration Report


Acoustic Calibrator Data

Brand	ACO	Number	AC 03/56
Model	2127	Serial No.	130006
Calibration Range	94 dB, 1000 Hz	Last Calibration	28 April 2022
		Due Date	28 April 2023

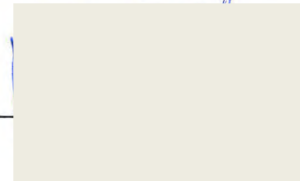
Calibration Data

Sound Level Meter Data				Calibration Data		
SLM No.	Brand	Model	Serial No.	Date	Actual Reading [dB]	
					Before Adjustment	After Adjustment
ACO-B31	ACO	6236	00182013	16 November 2022	93.9	94.0
Acoustic Certified Value : Thailand Institute of Scientific and Technological Research (TISTR)					93.93 ± 0.10 dB	

Calibrated by :



Approved by :





บริษัท เอส.พี.เอส. คอนซัลติ้ง เซอร์วิส จำกัด
S.P.S. CONSULTING SERVICE CO., LTD.
7 ซอยพหลโยธิน 24 ถนนพหลโยธิน แขวงจอมพล เขตจตุจักร กรุงเทพฯ 10900
7 Soi Phaholyothin 24, Phaholyothin Rd., Jompol, Chatuchak, Bangkok 10900
Tel : (662) 939-4370-72, Fax : (662) 513-4221, E-mail : sale@spscon.com., www.spscon.com

Noise B_660/22

Sound Level Meter Calibration Report


Acoustic Calibrator Data

Brand	ACO	Number	AC 03/56
Model	2127	Serial No.	130006
Calibration Range	94 dB, 1000 Hz	Last Calibration	28 April 2022
		Due Date	28 April 2023


Calibration Data

Sound Level Meter Data				Calibration Data		
SLM No.	Brand	Model	Serial No.	Date	Actual Reading [dB]	
					Before Adjustment	After Adjustment
ACO-B14	ACO	6236	00172034	14 December 2022	93.9	94.0
Acoustic Certified Value : Thailand Institute of Scientific and Technological Research (TISTR)					93.93 ± 0.10 dB	

Calibrated by :



Approved by :



เอกสาร 5-3

เอกสารสอบเทียบเครื่องมือตรวจวิเคราะห์คุณภาพน้ำ

CERTIFICATE OF CALIBRATION

FOR

NOMENCLATURE : pH METER
MANUFACTURER : ECOSENSE/YSI
MODEL / TYPE : PH100A
SERIAL NO. : JC03148/YSI60537718A[PH 05/61]
CLID. NO. : 272101139
JOB CONTROL NO. : 220419039554

CUSTOMER : S.P.S. CONSULTING SERVICE CO., LTD.
7 SOI PHAHOLYOTHIN 24 ROAD, JOMPOL,
CHATUCHAK, BANGKOK 10900

DATE OF RECEIVED : 19 April 2022

DATE OF ISSUED : 23 April 2022

Report of calibration screening must not be taken in part. Except complete. Without the approval of the Calibration Laboratory Co., Ltd.

Calibrated By :

Approved By :

23 April 2022



This Calibration Certificate documents the traceability to national standards, which realize the units of measurement according to the International System of Units (SI)

Certificate No. Q22039554

F3-011-04/01-12

page 1 of 4

REPORT OF CALIBRATION

FOR

NOMENCLATURE : pH METER
MANUFACTURER : ECOSENSE/YSI
MODEL / TYPE : PH100A
SERIAL NO. : JC03148/YSI60537718A[PH 05/61]
DATE OF CALIBRATION : 20 April 2022

ENVIRONMENT CONDITIONS :

Temperature : $(25 \pm 2.5) ^\circ\text{C}$

Relative Humidity : $(50 \pm 15) \% \text{ RH}$

PROCEDURE USED :

This instrument was calibrated under procedure No. **CLC-CPCH-01, CLC-CPTH-04**. The calibration was performed by direct measurement with Certified Reference Material (CRM) and comparison with Calibration Bath, Precision Thermometer and IPRT which maintained by the Calibration Laboratory Co., Ltd.

REFERENCE STANDARD USED :

1. pH Standard Solution, TRM CODE TRM-S-2003, TRM CODE TRM-S-2007.
2. pH Standard Solution, Catalog Number 06-664-260, 11754256, Lot Number CC728484.
3. Calibration Bath, Kambic Model OB-22/2 ULT S/N. 17115653.
4. Precision Thermometer, ASL Model F200 S/N. 014433/03.
5. IPRT, ASL Model T100-250-1D S/N. L0193A-1-1.

TRACEABILITY :

1. The measurements are traceable to International System of Units (SI) , through National Institute of Metrology (Thailand).

Lot Number. 160221 , 180121. Due Date 14 June 2022.

2. The measurements are traceable to International System of Units (SI) , through Control Company.

Certificate No. 4281-12405788 , Due Date 30 June 2023.

3. The measurements are traceable to International System of Units (SI) , through Calibration Laboratory Co., Ltd.

Certificate No. Q22007520, Due Date 22 January 2023.

4. The measurements are traceable to International System of Units (SI) , through Thailand Institute of Scientific and Technological Research (TISTR). Certificate No. PSL-T 0717/64, Due Date 14 June 2022.

5. The measurements are traceable to International System of Units (SI) , through National Institute of Metrology (Thailand).

Certificate No. TT-0121-21, Due Date 24 November 2022.

UNCERTAINTY :

The reported expanded uncertainty of measurement is stated as the standard uncertainty of measurement multiplied by the coverage factor complies with the table which for a normal distribution corresponds to a coverage probability of approximately 95 %.

It has been evaluated according to the "Evaluation of the Uncertainty of Measurement in Calibration (EA-4/02 M:2021)"

CONDITION OF CALIBRATION ITEM : GOOD

MEASUREMENT RESULTS : (X) without adjustment () adjustment

The table in the following gives the calibration results and associated measurement uncertainties of pH meter.

CALIBRATION DATA

1. pH METER RESULT @ 25 °C

Standard pH Buffer Solution (pH)	pH Meter Reading (pH)	pH Meter Reading (mV)	Correction (pH)	Uncertainty of pH Measurement (\pm pH)	k Factor
4.000	3.98	133	+0.020	0.012	2,20
6.996	7.02	-38	-0.024	0.015	2,06
10.007	10.02	-206	-0.013	0.013	2,00

Note. The Scope of Accredited ANAB Certificate No. ACDM-2814 Version 008 Page 2,3 of 54

2. TEMPERATURE RESULT [PROBE pH]

Immersion depth (mm)	Actual Temperature (°C)	DUC Reading (°C)	Correction (°C)	Uncertainty \pm (°C)
100	25.02	25.0	+0.02	0.07

Note. The Scope of Accredited ANAB Certificate No. ACDM-2814 Version 008 Page 47 of 54

The reported uncertainty is based on a standard uncertainty multiplied by coverage factor of $k = 2,00$.

This report is valid for the above stated instrument/s only.

End of Certificate

Certificate No. Q22039554

F3-011-04/01-12

page 4 of 4



TECHNOLOGY PROMOTION ASSOCIATION (THAILAND-JAPAN)
CORPORATE SERVICES 3 : EQUIPMENT CALIBRATION AND TESTING SERVICES

Cert.No.: 22TW98

Page.: 1 of 2

Certificate of Testing

Equipment : DO Meter
Manufacturer : YSI
Model : 5000-230V
Serial No. : 15B100751
ID No. : -
Received Date : 20 April 2022
Test Date : 21 April 2022
Reference : 2204-0429WC-1
Submitted by : S.P.S. Consulting Service Co.,Ltd.
7 Phaholyothin 24, Phaholyothin Road.,
Jompol, Chatuchak, Bangkok 10900
Laboratory Condition : Temperature (25 ± 5) °C
Humidity (50 ± 20) %
Test Procedure : In - house method : CP-CH9
by Comparison Technique with Azide Modification Method

Tested by :

Approved by :

Approved Signatory

(/)

()

()

Issue Date :

25 April 2022



Cert.No.: 22TW98

Page.: 2 of 2

Condition of this result of calibration

1. Reference Standard Instruments :

This certification is traceable to the International System of Unit through the reference standards laboratory of Industrial Calibration Center, Technology Promotion Association (Thailand-Japan).

<u>Instruments</u>	<u>Serial No.</u>	<u>ID No.</u>	<u>Certificate No.</u>	<u>Due Date</u>
1) Burette	-	130BU10	21CG1389	25 Mar 2023
2) Balance	1126143764	140RC004	21MM430	21 Sep 2022

2. Standard Material :-

<u>Material</u>	<u>Manufacturer</u>	<u>Lot.No.</u>	<u>Assay</u>
Sodium Thiosulfate pentahydrate	Merck	AM1763316	100.2%

Result : Dissolved Oxygen Meter Adjustment With Air 100 %

Dissolved Oxygen Probe No.: 14J100195

Titration Method (Azide Modification Method) (mg/L)	DO Meter Reading (mg/L)	Standard Deviation (mg/L)
8.12	8.14	0.0084

This report was certified only for the instrument we tested. It is allowable to use for study the system efficiency, The environmental impact control and present to organization it may concerned. Intend to use for advertising and referral purpose is prohibited. This report may not be reproduced other in full, without written approval of the laboratory

-o0o-

a 1105753



CERTIFICATE No : 22M2569
REFERENCE No : 64386-3

PAGE : 1 OF 2

Certificate of Calibration

EQUIPMENT : DIGITAL BALANCE
MANUFACTURER : SARTORIUS
MODEL : BSA224S-CW
SERIAL No : 36591843
ID No : BA 09/61
CONDITION AS RECEIVED : USED ITEM
SUBMITTED BY : S.P.S. CONSULTING SERVICE CO., LTD.
7 SOI PHAHOLYOTHIN 24, PHAHOLYOTHIN RD.,
JOMPOL, CHATUCHAK, BANGKOK 10900

CALIBRATED BY : _____

CALIBRATION DATE : 11-Mar-22

APPROVED BY : _____

ISSUED DATE : 17-Mar-22

RECEIVED DATE : 11-Mar-22

THIS CERTIFICATE MAY NOT BE REPRODUCED OTHER THAN IN FULL EXCEPT WITH THE PRIOR WRITTEN APPROVAL OF
QUALITY CALIBRATION CO., LTD.



CERTIFICATE No : 22M2569

PAGE : 2 OF 2

Calibration Report

EQUIPMENT : DIGITAL BALANCE MODEL : BSA224S-CW
MANUFACTURER : SARTORIUS S/N : 36591843
ID No : BA 09/61 RECEIVED DATE : 11-Mar-22
AIR PRESSURE : 1008mbar \pm 1mbar CALIBRATION DATE : 11-Mar-22
AMBIENT TEMPERATURE : 22° C \pm 1° C RELATIVE HUMIDITY : 51 %RH \pm 10 % RH

CONDITION OF THIS RESULTS OF CALIBRATION

1. THIS INSTRUMENT WAS CALIBRATED BY ACCORDING TO UKAS LAB 14 EDITION 6:2019 BY USING KNOWN WEIGHT STANDARD WEIGHT. THE BALANCE WAS ADJUSTED USING WEIGHT OF QUALITY CALIBRATION TO ADJUST. THE BALANCE HAS NO ZERO TRACKING FUNCTION. REPEATABILITY WAS MEASURED BY USING 10 REPEATED MEASUREMENTS. LINEARITY WAS MEASURED COVERING 10 POINTS, EVENLY SPREAD OVER THE RANGE. THE INSTRUMENT WAS SET ZERO BEFORE PERFORMING THE LINEARITY TEST. OFF-CENTER LOADING WAS MEASURED BY USING STANDARD WEIGHTS PLACED ON THE PAN AND MOVED TO VARIOUS POSITIONS ON THE PAN.

2. REFERENCE STANDARD INSTRUMENTS :-

<u>INSTRUMENT</u>	<u>MODEL</u>	<u>SERIAL No</u>	<u>CERTIFICATE No</u>	<u>DUE DATE</u>
1) STANDARD WEIGHT SET	E2	QK-I-151	C02210415	09-Feb-23

3. THIS RESULT WAS FOUND ACCURATE AS SHOWN ON DATE AND PLACE OF CALIBRATION ONLY.

4. THIS RESULT EXCLUDE LONG TERM STABILITY OF THE UNIT UNDER CALIBRATION.

5. THIS CERTIFICATE IS TRACEABLE TO THE INTERNATIONAL SYSTEM OF UNIT MAINTAINED AT:-

- NATIONAL INSTITUTE OF METROLOGY (THAILAND) THROUGH CENTRAL BUREAU OF WEIGHTS&MEASURES

RESULT OF CALIBRATION :- WITHOUT ADJUSTMENT

1. ZERO SETTING FUNCTION : NORMAL

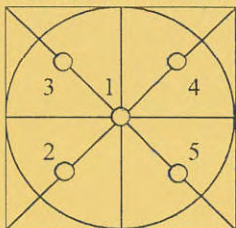
2. TARE FUNCTION : NORMAL

3. REPEATABILITY OF READING AT 200 g WAS 0.000048 g

4. DEPARTURE FROM NOMINAL VALUE/ LINEARITY

NOMINAL VALUE (g)	BALANCE READING (g)	CORRECTION (g)	UNCERTAINTY (\pm g)
0.00	0.0000	0.0000	0.000078
0.10	0.1000	0.0000	0.000078
0.20	0.2000	0.0000	0.000078
0.50	0.5000	0.0000	0.000079
1.00	1.0000	0.0000	0.000079
2.00	2.0000	0.0000	0.000080
5.00	5.0000	0.0000	0.000081
10.00	10.0000	0.0000	0.000084
20.00	20.0000	0.0000	0.000089
50.00	50.0000	0.0000	0.00011
100.00	100.0000	0.0000	0.00019
200.00	199.9999	0.0001	0.00032

5. OFF CENTER LOADING ERROR



POINT	READING (g)
1	99.9999
2	99.9999
3	100.0000
4	99.9999
5	99.9998
OFF-CENTER LOADING	0.0001

NOTE: THIS CALIBRATION WAS CARRIED OUT AT THE CUSTOMER'S PLACE AT PRODUCTION AREA

THE REPORTED UNCERTAINTY OF MEASUREMENT WAS BASED ON A STANDARD UNCERTAINTY MULTIPLIED BY A COVERAGE FACTOR $k=2$, PROVIDING A LEVEL OF CONFIDENCE APPROXIMATELY 95%.

END OF CALIBRATION REPORT



CALIBRATION CERTIFICATE

Certificate No. : SS2110-013-0003

Date Issued : 04-Oct-21

Customer & Calibrated Place : S.P.S. CONSULTING SERVICE CO., LTD.
7 Soi Phaholyothin 24 Phaholyothin Road., Jompol, Chatuchak,
Bangkok 10900

Equipment : Incubator

Manufacturer : BINDER

Model : BD 115

Serial No. : 12-16967

ID No./Tag No. : IN 05/56

Date Received : 01-Oct-21

Date Calibrated : 01-Oct-21

Calibrated by :

Calibration Method or Calibration Procedure Used

Standard method : CP-05 TLAS G-20.


This certificate is traceable to national standards, which realize the units of measurement according to the International System of Units (SI).

Result of Calibration

The reported uncertainty of measurement was based on standard uncertainty multiplied by a coverage factor $k = 2$, providing a level confidence approximately 95 percent.

This certificate may not be reproduced other than in full except with the prior written approval of the Miracle International Technology Company Limited.

Approved by :



Page 1 of 2

Certificate No. : SS2110-013-0003

Environment : Ambient Temperature : Start record 26.0 °C, Stop record 25.7 °C
Relative Humidity : Start record 56.5 %RH, Stop record 55.7 %RH

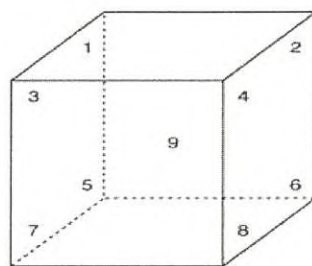
Calibration Temperature (°C)	Setting Temperature (°C)	Indicating Temperature (°C)	Measured Stability ¹ (°C)	Measured Uniformity ² (°C)	Overall Variation ³ (°C)
35	35.0	35.0	0.12	0.40	0.45
41.5	41.5	41.5	0.11	0.39	0.51

Without adjustment

Calibration Temperature (°C)	STD No. 1 (°C)	STD No. 2 (°C)	STD No. 3 (°C)	STD No. 4 (°C)	STD No. 5 (°C)	STD No. 6 (°C)	STD No. 7 (°C)	STD No. 8 (°C)	STD No. 9 (°C)	Uncertainty ⁴ ±°C
35	35.01	35.11	34.95	35.00	34.99	34.95	35.07	35.07	35.23	0.23
41.5	41.47	41.47	41.40	41.49	41.37	41.33	41.43	41.51	41.62	0.22

Note : Probe No. 9 is Reference Probe

Setting Air Fresh No. 0



Measurement Standards Used & Traceability :

The International System of Units (SI) through

MIT Certificate No. AD2107-034-0001 for Digital Thermometer with Probe (Agilent) Module 1 (245) Serial No. US37005130, Due 04-Feb-22

Notes : 1. The temperature stability is the one-half of greatest maximum difference of measured temperatures at any one probe.

- 2. The temperature uniformity is the maximum difference of measured temperatures between of any probes and the measured temperature at the reference location which are observed at same time.
- 3. Overall variation is the difference of maximum and minimum measured temperatures throughout observation time.
- 4. The uncertainty of measurement is included temperature stability.
- 5. The temperature uniformity, stability, overall variation and indicating temperature is applicable to all air or gas filled temperature controlled enclosures at atmospheric pressure.

End of Certificate



CALIBRATION CERTIFICATE

Certificate No. : S2022090647-0003

Date Issued : 03-Oct-22

Customer : S.P.S. CONSULTING SERVICE CO., LTD.
7 Soi Phaholyothin 24 Phaholyothin Road., Jompol, Chatuchak,
Bangkok 10900

Equipment : Incubator

Manufacturer : BINDER

Model : BD 115

Serial No. : 12-16967

ID No./Tag No. : IN 05/56

Date Received : 30-Sep-22

Date Calibrated : 30-Sep-22

Calibrated by

Calibration Method or Calibration Procedure Used

Standard method : CP-05 TLAS G-20.

This certificate is traceable to national standards, which realize the units of measurement according to the International System of Units (SI).

Result of Calibration

The reported uncertainty of measurement was based on standard uncertainty multiplied by a coverage factor $k = 2$, providing a level confidence approximately 95 percent.

This certificate may not be reproduced other than in full except with the prior written approval of the Miracle International Technology Company Limited.

Approved by:

(



Page 1 of 2

Certificate No. : S2022090647-0003

Environment : Ambient Temperature : Start record 26.5 °C, Stop record 26.6 °C
Relative Humidity : Start record 54.8 %RH, Stop record 54.6 %RH

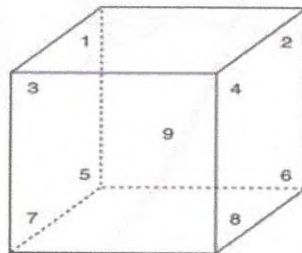
Calibration Temperature (°C)	Setting Temperature (°C)	Indicating Temperature (°C)	Measured Stability ¹ (°C)	Measured Uniformity ² (°C)	Overall Variation ³ (°C)
35	35.0	35.0	0.03	0.07	0.14
41.5	41.5	41.5	0.03	0.08	0.15

Without adjustment

Calibration Temperature (°C)	STD No. 1 (°C)	STD No. 2 (°C)	STD No. 3 (°C)	STD No. 4 (°C)	STD No. 5 (°C)	STD No. 6 (°C)	STD No. 7 (°C)	STD No. 8 (°C)	STD No. 9 (°C)	Uncertainty ⁴ ±°C
35	34.88	34.86	34.89	34.90	34.93	34.92	34.95	34.89	34.93	0.18
41.5	41.40	41.33	41.32	41.41	41.43	41.43	41.38	41.33	41.37	0.18

Note : Probe No. 9 is Reference Probe

Setting Air Fresh No. 0



Condition As-Received : Used Item

The measurement results and statements of conformity with specification only relate to the item calibrated.

Measurement Standards Used & Traceability :

The International System of Units (SI) through

MIT Certificate No. AD2207-125-0001 for Digital Thermometer with Probe (Agilent) Module 1 (73) NTC, Pt1000 Serial No. MY44024042, Due 01-Feb-23

- Notes :
1. The temperature stability is the one-half of greatest maximum difference of measured temperatures at any one probe.
 2. The temperature uniformity is the maximum difference of measured temperatures between of any probes and the measured temperature at the reference location which are observed at same time.
 3. Overall variation is the difference of maximum and minimum measured temperatures throughout observation time.
 4. The uncertainty of measurement is included temperature stability.
 5. The temperature uniformity, stability, overall variation and indicating temperature is applicable to all air or gas filled temperature controlled enclosures at atmospheric pressure.

End of Certificate




CERTIFICATE No : 22T2575
REFERENCE No : 64387-1

PAGE : 1 OF 2

Certificate of Calibration

EQUIPMENT : WATER BATH
MANUFACTURER : MEMMERT
MODEL : WNB 29
SERIAL No : L614.0123
ID No : WB 05/58
CONDITION AS RECEIVED : USED ITEM
SUBMITTED BY : S.P.S. CONSULTING SERVICE CO., LTD.
7 SOI PHAHOLYOTHIN 24, PHAHOLYOTHIN RD.,
JOMPOL, CHATUCHAK, BANGKOK 10900

CALIBRATED BY : 
CALIBRATION DATE : 11-Mar-22

APPROVED BY : 

ISSUED DATE : 17-Mar-22

RECEIVED DATE : 11-Mar-22

THIS CERTIFICATE MAY NOT BE REPRODUCED OTHER THAN IN FULL EXCEPT WITH THE PRIOR WRITTEN APPROVAL OF
QUALITY CALIBRATION CO., LTD.



CERTIFICATE No : 22T2575

PAGE : 2 OF 2

Calibration Report

EQUIPMENT : WATER BATH
MANUFACTURER : MEMMERT
ID NUMBER : WB 05/58
RECEIVED DATE : 11-Mar-22
AMBIENT TEMPERATURE : 24 °C ± 1 °C

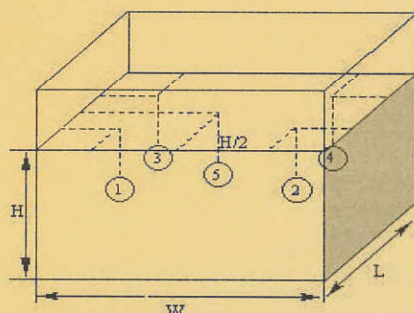
MODEL : WNB 29
SERIAL NUMBER : L614.0123
CALIBRATION DATE : 11-Mar-22
RELATIVE HUMIDITY : 50 %RH ± 10 % RH

CONDITION OF THIS RESULTS OF CALIBRATION

1. THIS INSTRUMENT WAS CALIBRATED ACCORDING TO ASTM E715-80 (REAPPROVED 2001) BY COMPARISON WITH CALIBRATED RTD. THE PROBES WERE PLACED ON FIVE POINTS AND LOCATED ONE PROBE IN EACH OF THE FOUR CORNERS OF THE BATH AND PLACED THE FIFTH RTD WITHIN 2.5 cm. OF THE GEOMETRIC CENTER OF THE WATER VOLUME (REFERENCE LOCATION) UNDER NO LOAD CONDITION.
2. REFERENCE STANDARD INSTRUMENTS :-

INSTRUMENT	MODEL	SERIAL No	CERTIFICATE No	DUE DATE
1) DATA LOGGER WITH RTD	2625A	6603614	21T6761	05-Jul-22
3. THIS RESULT WAS FOUND ACCURATE AS SHOWN ON DATE AND PLACE OF CALIBRATION ONLY.				
4. THIS RESULT EXCLUDE LONG TERM STABILITY OF THE UNIT UNDER CALIBRATION.				
5. THIS CERTIFICATE IS TRACEABLE TO THE INTERNATIONAL SYSTEM OF UNIT MAINTAINED AT:- - NATIONAL INSTITUTE OF METROLOGY (THAILAND) THROUGH QUALITY CALIBRATION CO.,LTD.				

RESULT OF CALIBRATION :- WITHOUT ADJUSTMENT



PROBE INSTALLATION
POSITION IN THE BATH

GENERAL INFORMATION

Overall Variation of Ambient Temperature around the Bath (°C) : 0.8
Overall Variation of Line Voltage (V) : 4
Instrument Condition : Normal
Bath Inner Size (W*L*H) : 59*35*14 cm

BATH PERFORMANCE

Calibration Point (°C)	Temperature Stability (±°C)	Radius Uniformity (°C)	Axial Uniformity (°C)	Overall Variation (°C)
50.0	0.05	0.04	0.05	0.09
60.0	0.04	0.05	0.05	0.12

TEMPERATURE MEASUREMENT ACCURACY TEST

Controller Temp (°C)	Indicating Temp (°C)	Measured Temperature (°C) at Spread Locations					Uncertainty (± °C)
		#1	#2	#3	#4	Ref. 5	
50.3	50.3	50.07	50.08	50.05	50.04	50.07	0.14
60.3	60.3	60.03	60.07	60.07	60.07	60.03	0.14

NOTE 1 : THE UNCERTAINTY OF MEASUREMENT EXCLUDED TEMPERATURE UNIFORMITY OF THE BATH.

NOTE 2 : THIS CALIBRATION WAS CARRIED OUT AT THE CUSTOMER'S PLACE AT LABORATORY AREA.

THE REPORTED UNCERTAINTY OF MEASUREMENT WAS BASED ON A STANDARD UNCERTAINTY MULTIPLIED BY A COVERAGE FACTOR k =2, PROVIDING A LEVEL OF CONFIDENCE APPROXIMATELY 95%.

END OF CALIBRATION REPORT